



THE ENERGY EFFICIENT RENEWABLE RANGE

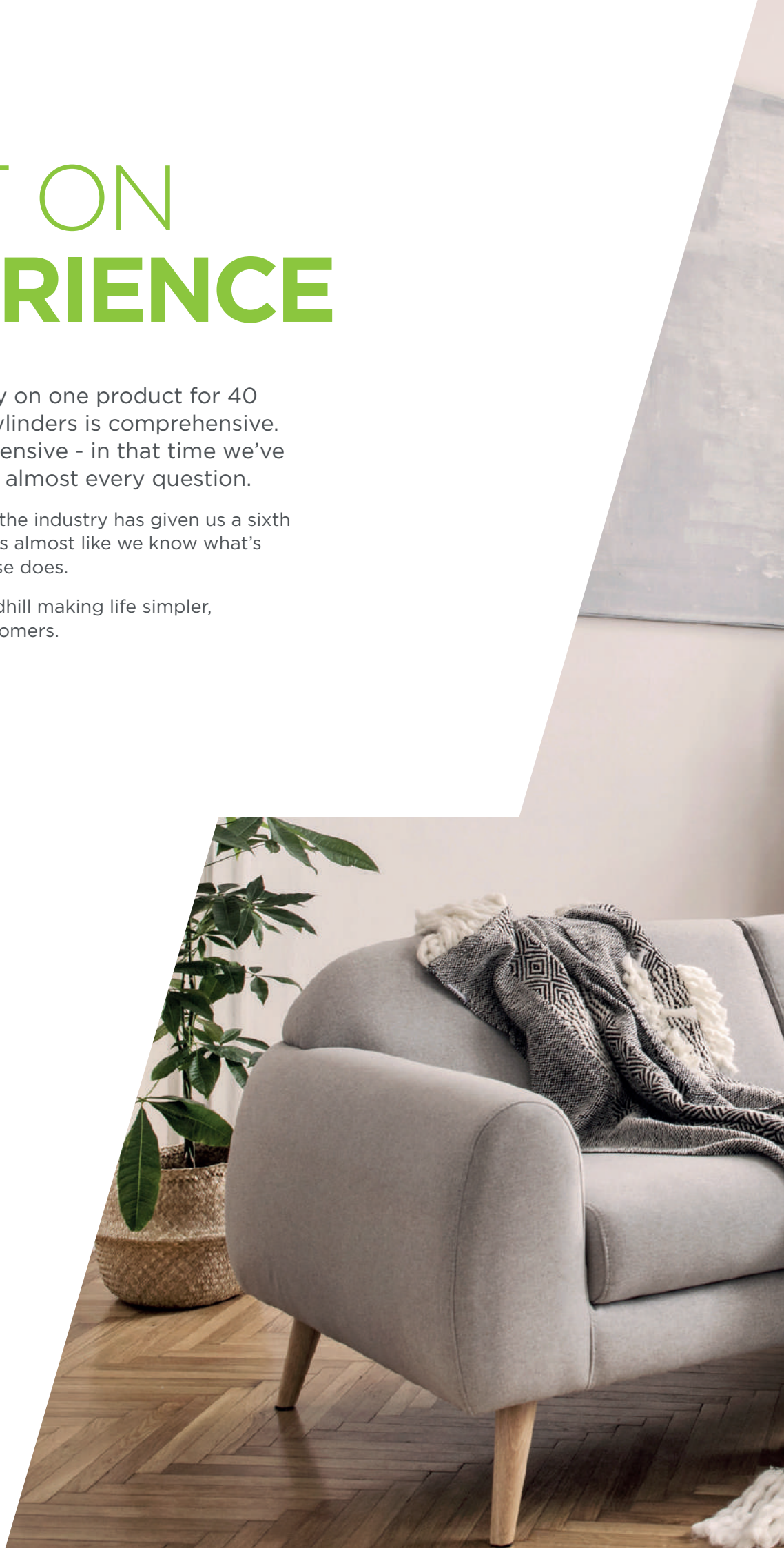


BUILT ON EXPERIENCE

Having focused solely on one product for 40 years, our range of cylinders is comprehensive. Our knowledge is extensive - in that time we've found the answers to almost every question.

Four decades working in the industry has given us a sixth sense for this business. It's almost like we know what's needed before anyone else does.

All of this adds up to Gledhill making life simpler, easier and better for customers.



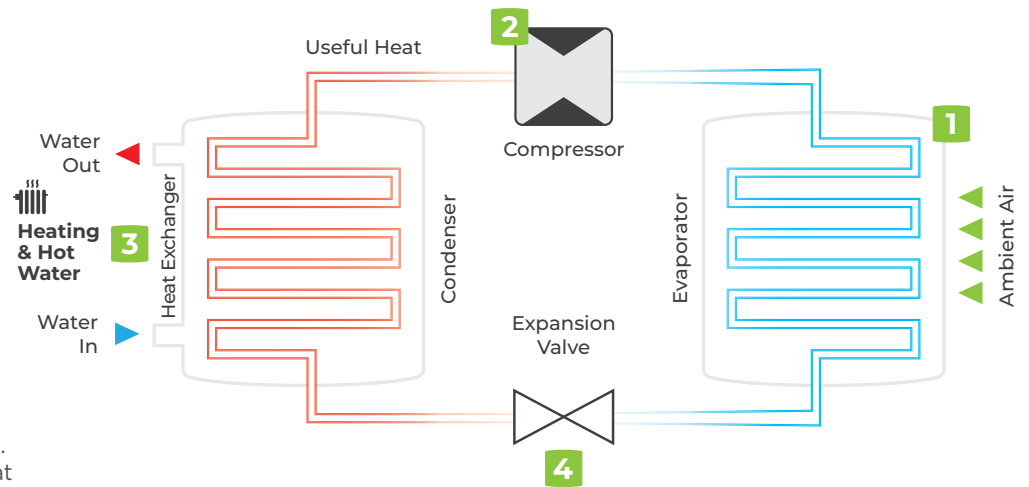


CONTENTS

- 4. **THE TECHNOLOGY**
- 5. **WHY AIR SOURCE HEAT PUMPS?**
- 6. **HEAT PUMP DUO EXPLAINED**
- 8. **STAINLESSLITE PLUS HEAT PUMP DUO**
- 10. **STAINLESSLITE PLUS HEAT PUMP**
- 12. **STAINLESSLITE PLUS HEAT PUMP SOLAR**
- 14. **STAINLESSLITE PLUS DIRECT SOLAR**
- 16. **STAINLESSLITE PLUS INDIRECT SOLAR**
- 18. **STAINLESSLITE PLUS HORIZONTAL SOLAR**
- 20. **WHAT IS A THERMAL STORE?**
- 21. **OUR NETWORK**
- 22. **TORRENTSTAINLESS OPEN VENTED SOLAR**
- 24. **TORRENTSTAINLESS SP SOLAR**
- 26. **STAINLESSLITE PLUS BUFFER STORE**
- 28. **STAINLESSLITE PLUS FLEXIBLE BUFFER STORE**
- 30. **SUNSPEED**
- 32. **GLEDHILL CYLINDER WASHING MACHINE FRAME**

THE TECHNOLOGY

HEAT PUMP CYCLE



1. CAPTURE

The fan passes ambient air over extremely cold liquid refrigerant. The refrigerant captures the heat from the ambient air and becomes a warm vapour.

2. COMPRESS

The warm refrigerant vapour passes through a compressor which produces hot refrigerant and usable heat.

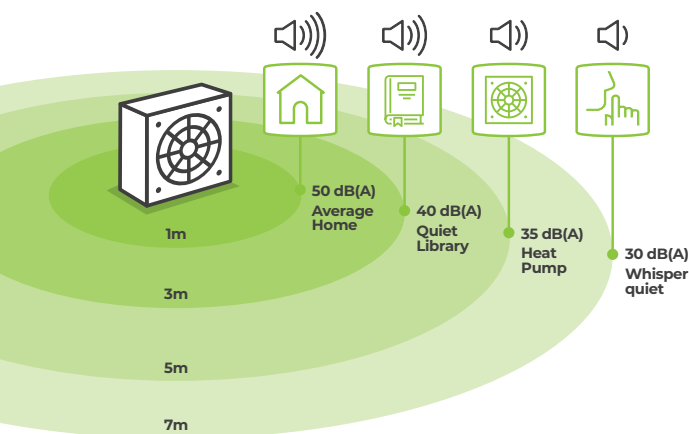
3. EXCHANGE

The heat in the hot refrigerant is then transferred to the heating and hot water cylinder through a heat exchanger.

4. EXPAND

Once the heat has been transferred to the house, the refrigerant passes through an expansion valve which reduces its temperature, making it really cold again and enabling it to capture heat from the ambient air, continuing the cycle.

SOUND PRESSURE AND SOUND POWER



SOUND POWER

The way we calculate the sound a heat pump makes is by measuring the sound power and sound pressure. The sound power level is the sound that is emitted from the unit in laboratory conditions and is displayed on the ErP label.

SOUND PRESSURE

The sound noise level (sound pressure) measures the level of sound that you hear above the sound that already exists in the background. Sound pressure is lower than sound power. 35 dB(A) Heat Pumps have a sound pressure level that goes as low as 35 dB(A).

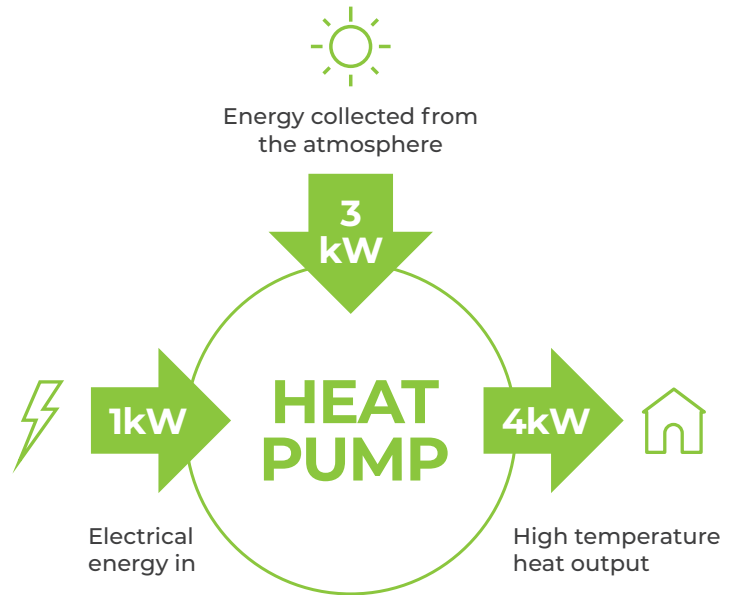
WHY AIR SOURCE HEAT PUMPS?

HIGHLY EFFICIENT PERFORMANCE

Heat pumps are a highly efficient, eco-friendly way of providing heating and hot water. By taking “free energy” from the air via a refrigerant cycle they generate heat without releasing any carbon emissions.

The COP measures how efficiently a heat pump performs by comparing the amount of electricity it uses to the amount of heat it is able to produce. For example, when a heat pump uses 1kW of electricity and captures 3kW of energy from the atmosphere, it will produce 4kW of heat and therefore have a COP of 4 (See diagram). The higher the COP, the more energy is generated per unit of electricity, and the more efficient the heat pump is.

When this calculation is carried out over the full heating season, it's called the seasonal coefficient of performance (SCOP). With SCOPs as high as 4.51 the Ideal Alfea is one of the most efficient heat pumps on the market.



BENEFITS OF THE AIR SOURCE HEAT PUMP

- Low Carbon
- Low Noise Levels
- High COP Efficiency
- No Glycol treatment required
- Eligible for government incentives
- Suitable for new build


HEAT PUMP DUO EXPLAINED

PRIMARY BENEFITS OF USING A DUO BUFFER TANK?

- Reduced space requirements for internal plant, when compared to a separate buffer installation
- Reduced installation time
- Always provides sufficient system volume for the heat pump's defrost function
- Enables system decoupling between the heat pump and heating system: thus, allowing multiple heating zones to be operated
- Acts as an energy store, enabling faster response times when heating zones are calling
- Compact and tidy solution for medium to larger homes

WHAT IS THE GLEDHILL HEAT PUMP DUO?

The Gledhill Heat Pump Duo is a 2 in 1 hot water cylinder that features a built-in 70L buffer tank. The buffer stores the heat generated by the heat pump and removes the need for an external buffer tank while maintaining just one footprint. The primary heated water is diverted to either the buffer tank for heating demand or the DHW cylinder coil for domestic hot water demand via a 3-port valve. The “fresh” water within the unvented cylinder is supplied directly from the mains cold, and therefore never mixes with the system water.



HOW DOES THE GLEDHILL HEAT PUMP DUO WORK?

A heat pump is designed to generate and provide constant heat, sourcing energy from either the air, ground or water. During the heating season when heat loss within a house is at it's peak, a heat pump will run efficiently to provide heat to both the heat pump duo cylinder and the built-in buffer tank. With the addition of the 70L buffer tank, the heating controls can call for the heat pump duo cylinder to circulate the energy within the buffer around the heating distribution system, allowing for optimum user comfort.

SEASONAL ADJUSTMENTS


Throughout the warmer times of the year, the heat loss within a home is reduced and as a result, the heat pump isn't required to work as hard as it would through the Winter to provide heating comfort. During the Spring and Autumn the heat pump will operate at a lower power output, while maintaining the same comfort and indoor temperature as experienced during the Winter. Intelligent weather compensation and smart controls, in synergy with the integral buffer tank, ensure that the heat pump components are protected against the effect of cycling.

HEAT PUMP DEFROST FUNCTION

In addition to storing energy for distribution, the buffer maintains an energy bank, that enables an efficient defrost function to be called by the heat pump. This is achieved by increasing the available system volume by 70 litres. Heat pump manufacturers will state a minimum system volume requirement in the literature.

HOW TO CHOOSE THE CORRECT HOT WATER CYLINDER SIZE

| Property Size | Bathrooms | Heat Pump Litre Requirement | Standard Cylinder (L) | Heat Pump Cylinder (L) |
|---------------|-----------|-----------------------------|-----------------------|------------------------|
| 1 Bedroom | 1 | 90 | 90 - 120 | 180 |
| 2 Bedroom | 1 | 135 | 120 - 150 | 180 |
| 3 Bedroom | 1 | 180 | 150 - 180 | 180 |
| 3 Bedroom | 2 | 180 | 180 - 210 | 210 |
| 4 Bedroom | 2 | 225 | 210 - 250 | 250 |
| 5 Bedroom | 2 | 270 | 210 - 250 | 300 |
| 6 Bedroom | 3 | 315-400 | 300 - 400 | 300 - 400 |



STAINLESSLITE PLUS HEAT PUMP DUO

AVAILABLE IN 200/70 | 300/70 LITRES

Partially and Fully Pre-Plumbed



STAINLESSLITE PLUS

KEY FEATURES

- Designed for use with either air source or ground source heat pumps
- High efficiency corrugated coil maximises heat transfer to the cylinder of water
- 3kW incoloy immersion heater for legionella protection
- Includes built in 70 Litre buffer tank



25 YEAR
WARRANTY



LIGHTEST
CYLINDER
ON THE
MARKET

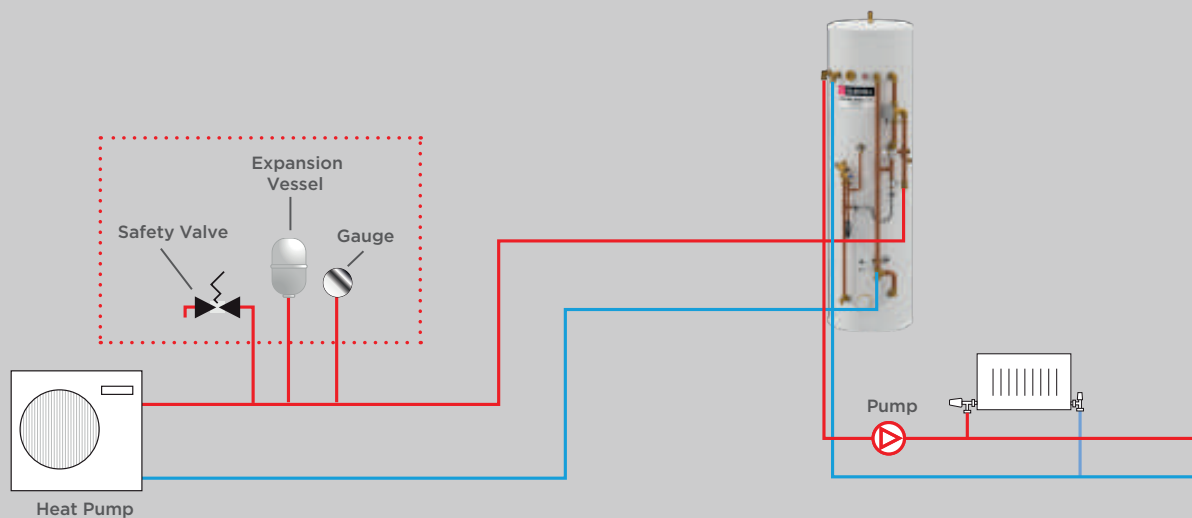


IMMERSION
HEATER



AIR OR
GROUND
SOURCE
HEAT PUMPS

TECHNICAL SPECIFICATION



STAINLESSLITE HEAT PUMP DUO

| Description | | DUO 200 | DUO 200 PrePlumbed | DUO 300 | DUO 300 PrePlumbed |
|-------------------------------------|----------------|---------------|--------------------|---------------|--------------------|
| Product stock code | | PLUHP200DUO | PLUHP200DUOPP | PLUHP300DUO | PLUHP300DUOPP |
| ErP rating | | C | C | C | C |
| Heat up time from 15°C to 50°C | min | 15.74 (27.34) | 22.97 (35.05) | 15.74 (27.34) | 22.97 (35.05) |
| Heat loss | watts | 93 | 93 | 104 | 104 |
| | kWh/24hr | 2.22 | 2.22 | 2.51 | 2.51 |
| Capacity - cylinder/buffer | litres | 200/70 | 200/70 | 300/70 | 300/70 |
| Height | mm | 1992 | 1992 | 2030 | 2030 |
| Diameter | mm | 550 | 550 | 630 | 630 |
| Weight (empty) | kg | 51 | 56 | 64 | 69 |
| Weight (full) | kg | 321 | 326 | 436 | 441 |
| Primary heat exchanger surface area | m ² | 3 | 3 | 3 | 3 |
| Number of immersions | | 1 | 1 | 1 | 1 |
| Secondary return | | Yes | Yes | Yes | Yes |

STAINLESSLITE PLUS

NOTES: 1 For further ErP information, please refer to the installation manual at www.gledhill.net
 2 The schematics shown above are representational, please refer to the installation manual for full technical requirements.
 3. Measured at 0.25 (0.42) l/s primary flow rate and at 80 (55)°C flow temperature, tested to BS EN 12897, figures in brackets show figures for HWA 002:2020 heat pump test results.
 4. Not compatible with Panasonic Heat Pumps.

STAINLESSLITE PLUS HEAT PUMP

AVAILABLE IN 180 | 210 | 250 | 300 | 400 LITRES

Standard and Slimline*



STAINLESSLITE PLUS

**STAINLESSLITE PLUS
HEAT PUMP NOW
B-RATED UP TO 210L**
(standard only)

KEY FEATURES

- Designed for use with either air source or ground source heat pumps
- High efficiency corrugated coil maximises heat transfer to the cylinder of water
- 3kW incoloy immersion heater for emergency back-up and legionella protection
- 90° elbow and drain valve supplied as standard
- Three diameters on this range



**25
YEAR WARRANTY**



**LIGHTEST
CYLINDER
ON THE
MARKET**



**AIR OR
GROUND
SOURCE
HEAT PUMPS**

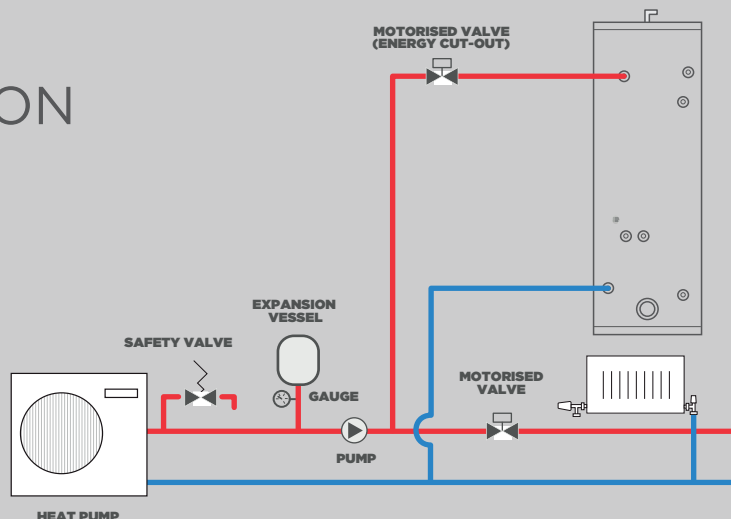


**IMMERSION
HEATER**



**WASHING
MACHINE
STAND
COMPATIBLE**

TECHNICAL SPECIFICATION



STAINLESSLITE PLUS HEAT PUMP

| Description | | HP180IND | HP210IND | HP250IND | HP300IND | HP400IND |
|--------------------------------|----------------|---------------|---------------|---------------|---------------|---------------|
| Product stock code | | PLUHP180 | PLUHP210 | PLUHP250 | PLUHP300 | PLUHP400 |
| ErP rating | | B | B | C | C | C |
| Heat up time from 15°C to 50°C | min | 17.62 (22.56) | 17.70 (22.17) | 22.01 (27.34) | 22.97 (35.05) | 30.94 (37.48) |
| Heat loss | watts | 55 | 62 | 74 | 86 | 87 |
| Heat loss (kW/24hr) | watts | 1.32 | 1.49 | 1.78 | 2.06 | 2.09 |
| Capacity | litres | 178 | 208 | 248 | 287 | 393 |
| Height | mm | 1306 | 1494 | 1744 | 1990 | 2030 |
| Diameter | mm | 550 | 550 | 550 | 550 | 630 |
| Weight (empty) | kg | 34 | 38 | 43 | 47 | 62 |
| Weight (full) | kg | 212 | 246 | 291 | 334 | 462 |
| Surface area of HP coil | m ² | 2.5 | 3 | 3 | 3 | 4 |
| Number of immersions | | 1 | 1 | 1 | 1 | 1 |
| Secondary return | | No | Yes | Yes | Yes | Yes |

STAINLESSLITE PLUS SLIMLINE HEAT PUMP

| Description | | HP180SL | HP210SL |
|--------------------------------|----------------|---------------|---------------|
| Product stock code | | PLUHP180SL | PLUHP210SL |
| ErP rating | | C | C |
| Heat up time from 15°C to 50°C | min | 15.75 (21.81) | 18.78 (23.68) |
| Heat loss | watts | 67 | 74 |
| Heat loss (kW/24hr) | watts | 1.61 | 1.77 |
| Capacity | litres | 183 | 202 |
| Height | mm | 1791 | 1963 |
| Diameter | mm | 475 | 475 |
| Weight (empty) | kg | 38 | 40 |
| Weight (full) | kg | 219 | 237 |
| Surface area of HP coil | m ² | 3 | 3 |
| Number of immersions | | 1 | 1 |
| Secondary return | | No | Yes |

NOTES: 1. For further ErP information, please refer to the installation manual at www.gledhill.net. 2. The schematics shown above are representational, please refer to the installation manual for full technical requirements. *Slimline is only available in 180 and 210L. 3. Measured at 0.25 (0.42) l/s primary flow rate and at 80 (55)°C flow temperature, tested to BS EN 12897, figures in brackets show figures for HWA 002:2020 heat pump test results.

STAINLESSLITE PLUS HEAT PUMP SOLAR

AVAILABLE IN 180 | 210 | 250 | 300 | 400 LITRES

STAINLESSLITE PLUS



KEY FEATURES

- Designed for use with either air source or ground source heat pumps in addition to solar thermal panels
- High efficiency corrugated coil maximises heat transfer to the cylinder of water
- 3kW incoloy immersion heater for legionella protection
- 90° elbow and drain valve supplied as standard



25 YEAR
WARRANTY



LIGHTEST
CYLINDER
ON THE
MARKET



AIR OR
GROUND
SOURCE
HEAT PUMPS

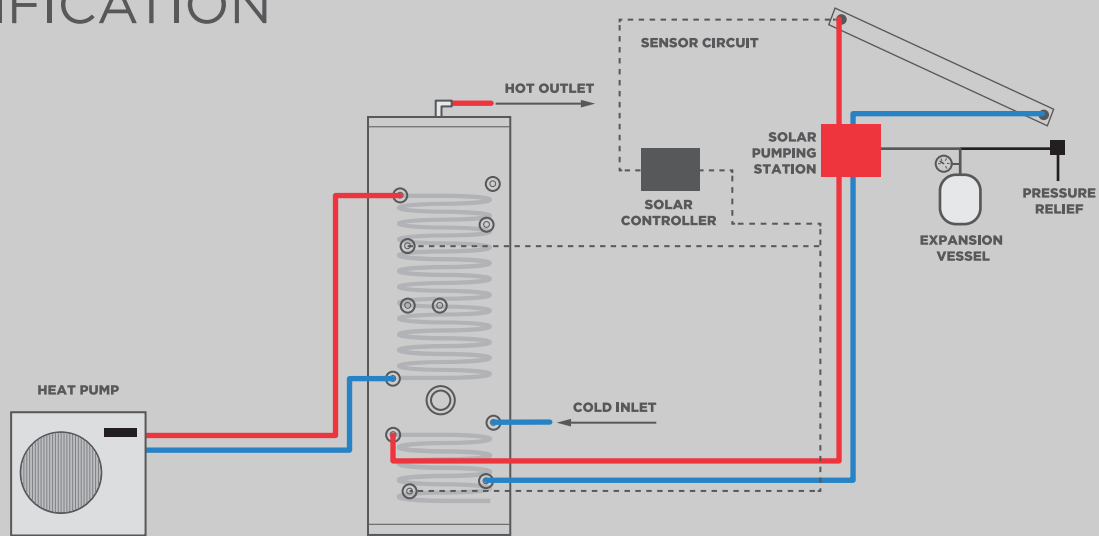


SOLAR
THERMAL



WASHING
MACHINE
STAND
COMPATIBLE

TECHNICAL SPECIFICATION



STAINLESSLITE HEAT PUMP SOLAR

| Description | | HP180INDSOL | HP210INDSOL | HP250INDSOL | HP300INDSOL | HP400INDSOL |
|--------------------------------|----------------|-------------|-------------|-------------|-------------|-------------|
| Product stock code | | PLUHP180S | PLUHP210S | PLUHP250S | PLUHP300S | PLUHP400S |
| ErP rating | | B | B | C | C | C |
| Heat up time from 15°C to 60°C | min | 33 | 41 | 44 | 48 | 49 |
| Heat loss | watts | 55 | 62 | 74 | 86 | 87 |
| Capacity | litres | 178 | 208 | 248 | 287 | 393 |
| Height | mm | 1306 | 1494 | 1744 | 1990 | 2030 |
| Diameter | mm | 550 | 550 | 550 | 550 | 630 |
| Weight (empty) | kg | 33 | 37 | 44 | 48 | 61 |
| Weight (full) | kg | 211 | 245 | 292 | 335 | 461 |
| Surface area of HP coil | m ² | 1.36 | 1.56 | 1.94 | 2.04 | 2.91 |
| Dedicated solar volume | litres | 63.5 | 74 | 88 | 102 | 130 |
| Number of immersions | | 1 | 1 | 1 | 1 | 1 |
| Secondary return | | No | Yes | Yes | Yes | Yes |

STAINLESSLITE PLUS

NOTES: 1. For further ErP information, please refer to the installation manual at www.gledhill.net
 2. The schematics shown above are representational, please refer to the installation manual for full technical requirements.
 3. Measured at 0.25 l/s primary flow rate and at 82°C flow temperature.

STAINLESSLITE PLUS DIRECT SOLAR

AVAILABLE IN 180 | 210 | 250 | 300 | 400 LITRES

Standard and Slimline*



STAINLESSLITE PLUS

STAINLESSLITE PLUS
SOLAR DIRECT NOW
B-RATED UP TO 210L

KEY FEATURES

- Specifically designed for use with solar thermal panels
- Corrugated coil to maximise the heat transfer from the solar input
- 3kW incoloy 825 immersion heater for use as a secondary heat source when required
- 3kW incoloy immersion heater for emergency back-up
- 90° elbow and drain valve supplied as standard
- Standard and slimline models available



25 YEAR WARRANTY



SOLAR THERMAL

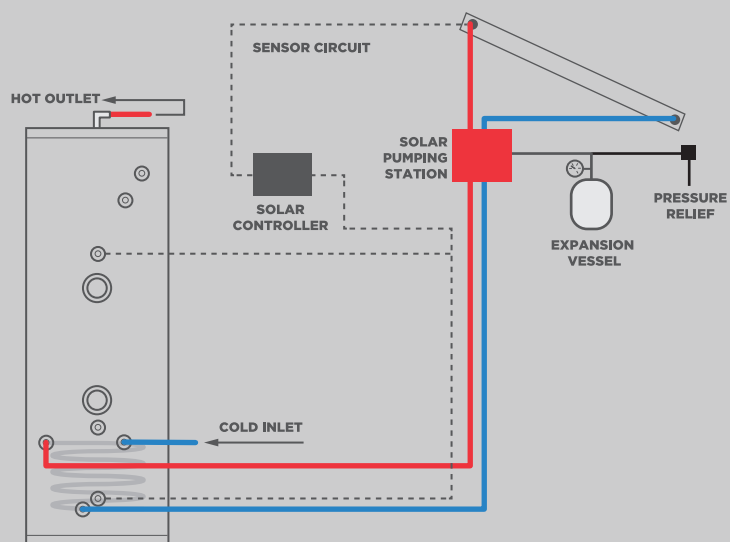


IMMERSION HEATER



WASHING MACHINE STAND COMPATIBLE

TECHNICAL SPECIFICATION



STAINLESSLITE PLUS SOLAR DIRECT

| Description | | SOL180d | SOL210d | SOL250d | SOL300d | SOL400d |
|------------------------|--------|-----------|-----------|-----------|-----------|-----------|
| Product stock code | | PLUDR180S | PLUDR210S | PLUDR250S | PLUDR300S | PLUDR400S |
| ErP rating | | B | B | C | C | C |
| Heat loss | watts | 55 | 62 | 74 | 86 | 87 |
| Capacity | litres | 178 | 208 | 248 | 287 | 393 |
| Height | mm | 1306 | 1494 | 1744 | 1990 | 2030 |
| Diameter | mm | 550 | 550 | 550 | 550 | 630 |
| Weight (empty) | kg | 30 | 34 | 39 | 43 | 49 |
| Weight (full) | kg | 208 | 242 | 287 | 330 | 449 |
| Heat up time | min | n/a | n/a | n/a | n/a | n/a |
| Dedicated solar volume | litres | 60 | 70 | 84 | 100 | 150 |
| Number of immersions | | 2 | 2 | 2 | 2 | 2 |
| Secondary return | | No | Yes | Yes | Yes | Yes |

STAINLESSLITE PLUS SOLAR SLIMLINE DIRECT

| Description | | SOL180d | SOL210d |
|------------------------|--------|-----------|-----------|
| Product stock code | | PLUDR180S | PLUDR210S |
| ErP rating | | C | C |
| Heat loss | watts | 67 | 74 |
| Capacity | litres | 183 | 202 |
| Height | mm | 1791 | 1963 |
| Diameter | mm | 475 | 475 |
| Weight (empty) | kg | 34 | 36 |
| Weight (full) | kg | 215 | 233 |
| Heat up time | min | n/a | n/a |
| Dedicated solar volume | litres | 60 | 70 |
| Number of immersions | | 2 | 2 |
| Secondary return | | No | Yes |

NOTES: 1. Heat up time from 15°C to 60°C (applies to primary heat source only). 2. For further ErP information, please refer to the installation manual at www.gledhill.net. 3. The schematics shown above are representational, please refer to the installation manual for full technical requirements.

*Slimline is only available in 180 and 210L.

STAINLESSLITE PLUS INDIRECT SOLAR

AVAILABLE IN 180 | 210 | 250 | 300 | 400 LITRES

Standard and Slimline



STAINLESSLITE PLUS

STAINLESSLITE PLUS
INDIRECT NOW
B-RATED UP TO 210L

KEY FEATURES

- Designed for use with gas or oil boilers, either sealed system or open vented
- High efficiency corrugated coil maximises heat transfer to the cylinder of water
- Corrugated coil provides faster reheat times compared to plain coil
- 3kW incoloy immersion heater for emergency back-up
- 90° elbow and drain valve supplied as standard
- Standard and slimline models available



25 YEAR WARRANTY



LIGHTEST CYLINDER ON THE MARKET



SOLAR THERMAL

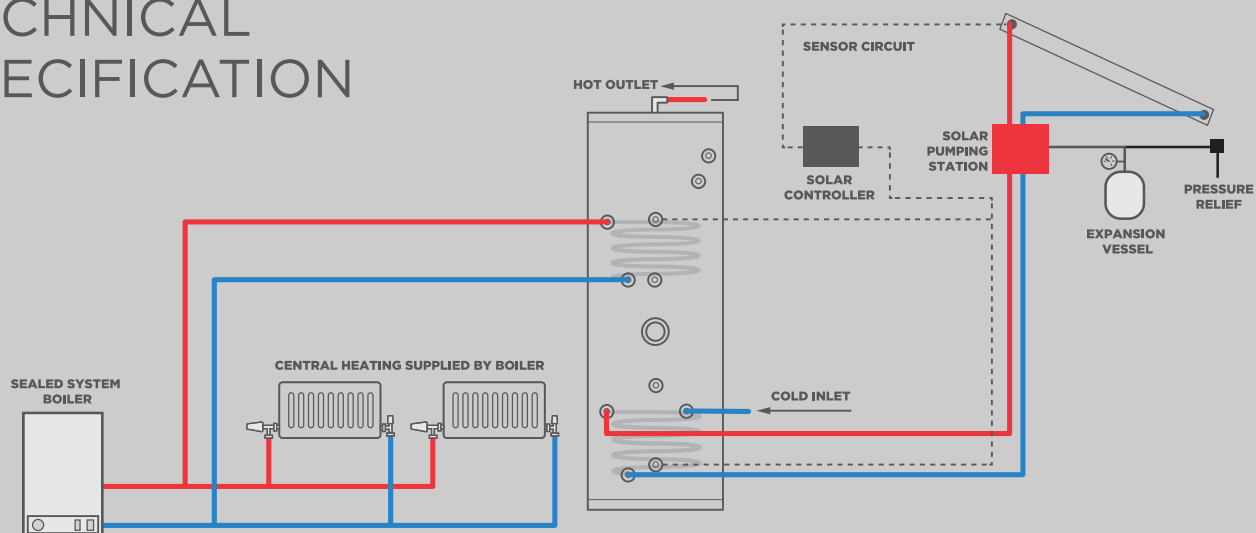


IMMERSION HEATER



WASHING MACHINE STAND COMPATIBLE

TECHNICAL SPECIFICATION



STAINLESSLITE PLUS SOLAR INDIRECT

| Description | | SOL180i | SOL210i | SOL250i | SOL300i | SOL400i |
|------------------------|--------|-----------|-----------|-----------|-----------|-----------|
| Product stock code | | PLUIN180S | PLUIN210S | PLUIN250S | PLUIN300S | PLUIN400S |
| ErP rating | | B | B | C | C | C |
| Heat loss | watts | 55 | 62 | 74 | 86 | 87 |
| Capacity | litres | 178 | 208 | 248 | 287 | 393 |
| Height | mm | 1306 | 1494 | 1744 | 1990 | 2030 |
| Diameter | mm | 550 | 550 | 550 | 550 | 630 |
| Weight (empty) | kg | 31 | 35 | 40 | 44 | 59 |
| Weight (full) | kg | 209 | 243 | 288 | 331 | 459 |
| Heat up time | min | 28 | 35 | 38 | 41 | 45 |
| Dedicated solar volume | litres | 96 | 101 | 107 | 125 | 165 |
| Number of immersions | | 1 | 1 | 1 | 1 | 1 |
| Secondary return | | No | Yes | Yes | Yes | Yes |

STAINLESSLITE PLUS SOLAR SLIMLINE INDIRECT

| Description | | SOL180i-SL | SOL210i-SL |
|------------------------|--------|-------------|-------------|
| Product stock code | | PLUIN180SSL | PLUIN210SSL |
| ErP rating | | C | C |
| Heat loss | watts | 67 | 74 |
| Capacity | litres | 183 | 202 |
| Height | mm | 1791 | 1963 |
| Diameter | mm | 475 | 475 |
| Weight (empty) | kg | 34 | 36 |
| Weight (full) | kg | 215 | 233 |
| Heat up time | min | 28 | 35 |
| Dedicated solar volume | litres | 60 | 70 |
| Number of immersions | | 1 | 1 |
| Secondary return | | No | Yes |

NOTES: 1. Heat up time from 15°C to 60°C (applies to primary heat source only). 2. For further ErP information, please refer to the installation manual at www.gledhill.net. 3. The schematics shown above are representational, please refer to the installation manual for full technical requirements. 4. Slimline is only available in 180 and 210L.

STAINLESSLITE PLUS HORIZONTAL SOLAR

AVAILABLE IN 180 | 210 | 250 | 300 LITRES

KEY FEATURES

- One of the first independently approved domestic horizontal unvented cylinders
- Provides the ideal solution for height restricted installation spaces
- Specifically designed for use with solar thermal panels in addition to gas or oil boilers
- 3kW incoloy immersion heater for emergency back-up



STAINLESSLITE PLUS



SCAN ME



25 YEAR WARRANTY



LIGHTEST CYLINDER ON THE MARKET

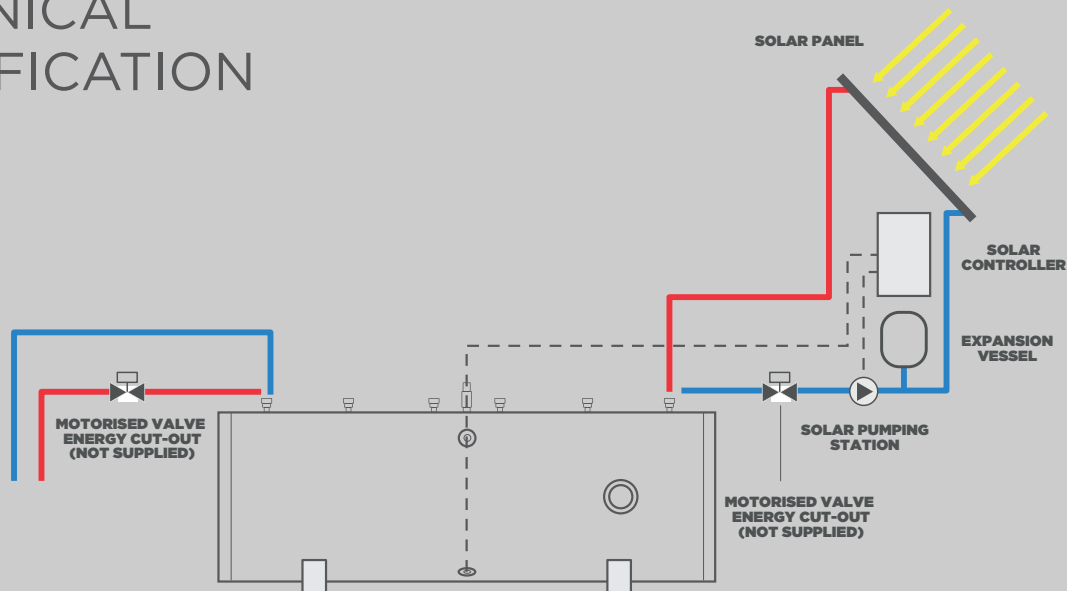


SOLAR THERMAL



IMMERSION HEATER

TECHNICAL SPECIFICATION



STAINLESSLITE PLUS HORIZONTAL SOLAR

| Description | | IND180 SOL | IND210 SOL | IND250 SOL | IND300 SOL |
|----------------------|--------|------------|------------|------------|------------|
| Product stock code | | PLUIN180SH | PLUIN210SH | PLUIN250SH | PLUIN300SH |
| ErP rating | | C | C | C | C |
| Heat loss | watts | 78 | 82 | 86 | 91 |
| Capacity | litres | 170 | 204 | 244 | 287 |
| Overall height | mm | 588 | 588 | 588 | 588 |
| Overall width | mm | 1306 | 1494 | 1744 | 1990 |
| Diameter | mm | 550 | 550 | 550 | 550 |
| Weight (empty) | kg | 29 | 31 | 34 | 45 |
| Weight (full) | kg | 199 | 235 | 278 | 332 |
| Heat up time | min | 21 | 24 | 38 | 26 |
| Number of immersions | | 1 | 1 | 1 | 1 |
| Secondary return | | No | Yes | Yes | Yes |

STAINLESSLITE PLUS

NOTES: 1. The dedicated solar volume is the amount of water that cannot be heated by any other heat source in line with ADL1 Compliance. 2. Heat up time from 15°C to 60°C (applies to primary heat source only). 3. For further ErP information, please refer to the installation manual at www.gledhill.net. 4. The schematics shown above are representational, please refer to the installation manual for full technical requirements.

WHAT IS A THERMAL STORE?

A THERMAL STORE IS THE PERFECT SOLUTION FOR A HOME'S HEATING AND WATER REQUIREMENTS. OFFERING MAINS PRESSURE HOT WATER WITH VIRTUALLY ZERO MAINTENANCE, THERMAL STORES ARE DESIGNED TO REDUCE HEATING COSTS BY PROVIDING COMPLETE FLEXIBILITY FOR HOUSEHOLDERS TO USE MULTIPLE ENERGY SOURCES.

The hot water within the store circulates around the heating system to heat the property, while mains cold water is instantaneously heated through a plate heat exchanger, to provide hot water.

All our thermal stores enable greater flexibility of location in the building, as there is no requirement to install discharge pipework to an outside wall.

BENEFITS OF THERMAL STORES

- ✓ PROVIDE MAINS PRESSURE HOT WATER
- ✓ USE FOR BOTH HEATING AND HOT WATER
- ✓ NO ANNUAL MAINTENANCE OR SAFETY CHECK REQUIREMENT
- ✓ NO DISCHARGE PIPEWORK
- ✓ NO RISK OF LEGIONELLA
- ✓ NO G3 QUALIFICATION REQUIREMENT



TORRENT STAINLESS OPEN VENTED SOLAR

AVAILABLE IN 150 | 180 | 210 | 250 | 350 LITRES



TORRENT STAINLESS

KEY FEATURES

- Specifically designed for use with solar thermal panels
- Utilises open vented boiler to heat the store directly
- 3kW immersion heater for emergency back-up
- Utilises solid fuel connections
- Provides mains pressure hot water
- Blanking caps supplied



5 YEAR
WARRANTY

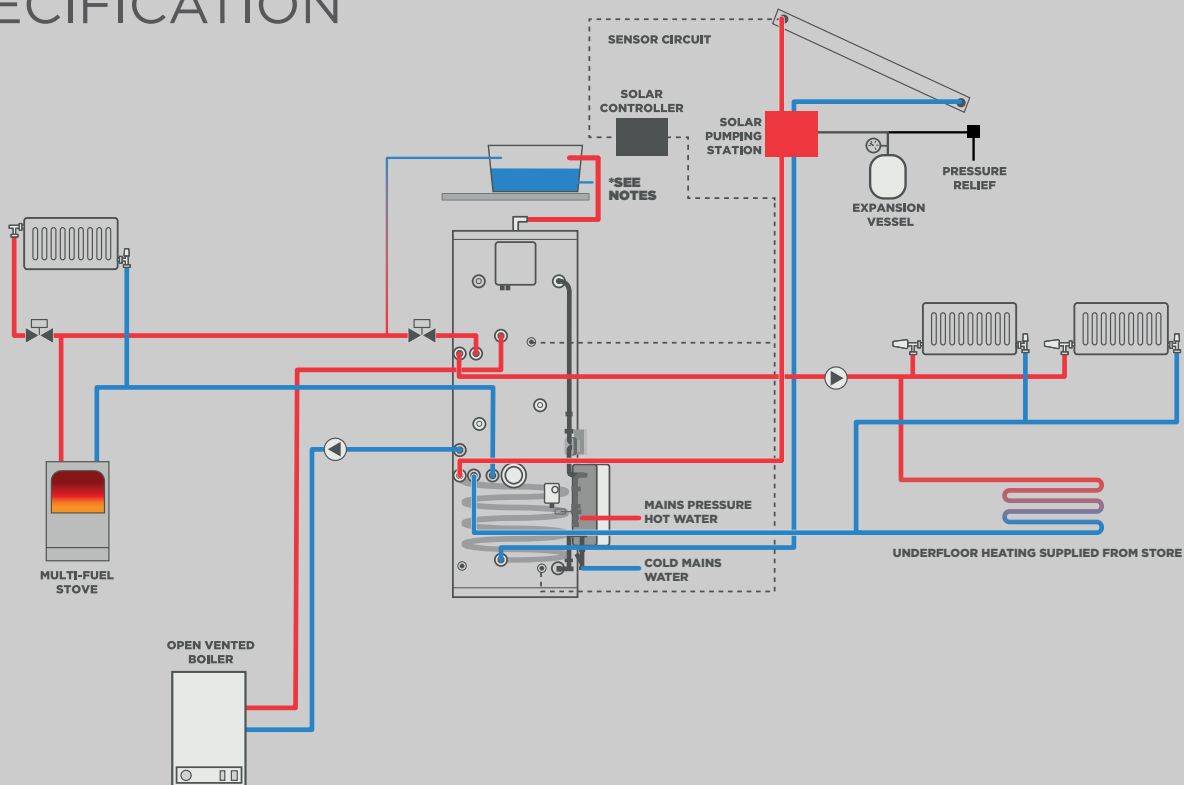


SOLAR
THERMAL



IMMERSION
HEATER

TECHNICAL SPECIFICATION



TORRENTSTAINLESS OPEN VENTED SOLAR

| Description | | TST150OVSOL | TST180OVSOL | TST210OVSOL | TST250OVSOL | TST350OVSOL |
|--|----------------|-------------|-------------|-------------|-------------|-------------|
| ErP rating | | B | B | B | C | C |
| Heat loss | watts | 47 | 55 | 62 | 74 | 79 |
| Capacity | litres | 148 | 178 | 208 | 248 | 345 |
| Unit height | mm | 1118 | 1306 | 1494 | 1744 | 1765 |
| Unit Diameter | mm | 550 | 550 | 550 | 550 | 630 |
| Dedicated solar volume | litres | 64 | 74 | 84 | 97 | 130 |
| Max. solar collector area¹ | m ² | 2.22 | 2.54 | 2.91 | 3.88 | 4.64 |
| Solar heat exch. surface area | m ² | 0.78 | 0.78 | 1.27 | 1.27 | 1.27 |
| Max. hot water flow rate | litres/min | 26.5 | 26.5 | 26.5 | 26.5 | 26.5 |
| Maximum dwelling type | bath | 1 | 1 | 1 | 2 | 2 |
| | shower room | - | - | 1 | 1 | 2 |
| | bed | 1-2 | 2-3 | 2-3 | 3-4 | 4-5 |

NOTES:

- To comply with the Building Regulations ADL1 Domestic Heating Compliance Guide.
- Additional height for feed and expansion tank will need to be allowed if it is to be sited in the same cupboard.
- Vent pipes shown through the side of the feed and expansion tank may not be suitable for all systems. Installers must check suitability.
- The standard open vented store relies on a feed and expansion tank suitably sited above the highest radiator point to provide sufficient head for the system. As the domestic hot water is at mains pressure, the Torrent Stainless OV Sol itself can be sited anywhere in the property.
- The feed and expansion tank must be sized to take the water expansion of the whole system (ie. solid fuel boiler, cylinder, open flue boiler and auxiliary heating).
- The feed and expansion tank is not supplied as standard with the unit, but is available as an optional extra at the time of order.
- For all solid fuel applications, copper feed and expansion tanks are required and are available as an optional extra at the time of order.
- Full pipe not shown see manual for full details.

TORRENT STAINLESS SP SOLAR

AVAILABLE IN 150 | 180 | 210 | 250 | 350 LITRES



TORRENT STAINLESS

KEY FEATURES

- Specifically designed for use with solar thermal panels
- Sealed primary boiler connections as standard
- 3kW immersion heater for emergency back-up
- Provides mains pressure hot water
- Where there is no solar input, the coils can be connected to a solid fuel connection for a additional heat source
- Blanking caps supplied
- Includes solid fuel connections



SCAN ME



5 YEAR WARRANTY

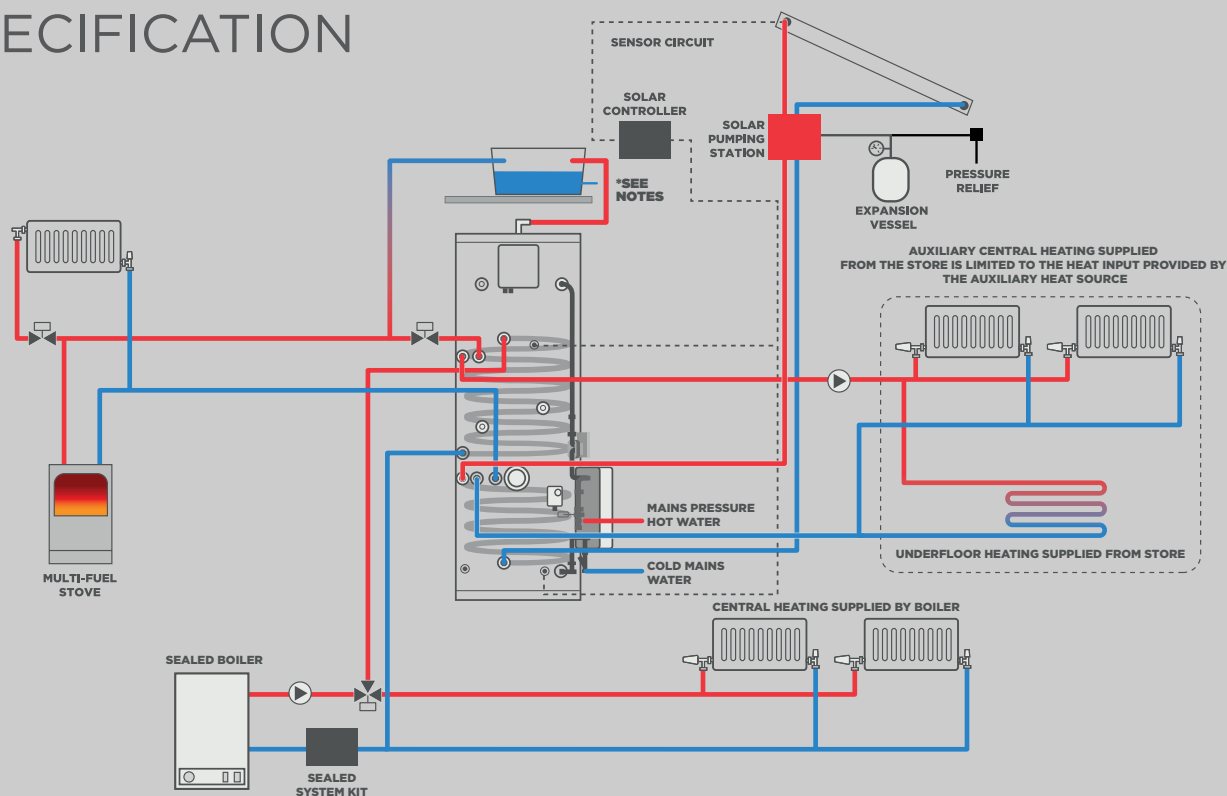


SOLAR THERMAL



IMMERSION HEATER

TECHNICAL SPECIFICATION



TORRENTSTAINLESS SP SOLAR

| Description | | TST150SPSOL | TST180SPSOL | TST210SPSOL | TST250SPSOL | TST350SPSOL |
|--|----------------|-------------|-------------|-------------|-------------|-------------|
| ErP rating | | B | B | B | C | C |
| Heat loss | watts | 47 | 55 | 62 | 74 | 79 |
| Capacity | litres | 148 | 178 | 208 | 248 | 345 |
| Unit height | mm | 1118 | 1306 | 1494 | 1744 | 1765 |
| Unit Diameter | mm | 550 | 550 | 550 | 550 | 630 |
| Dedicated solar volume | litres | 64 | 74 | 84 | 97 | 130 |
| Max. solar collector area ¹ | m ² | 2.22 | 2.54 | 2.91 | 3.88 | 4.64 |
| Solar heat exch. surface area | m ² | 0.78 | 0.78 | 1.27 | 1.27 | 1.27 |
| Max. hot water flow rate | litres/min | 26.5 | 26.5 | 26.5 | 26.5 | 26.5 |
| Maximum dwelling type | bath | 1 | 1 | 1 | 2 | 2 |
| | shower room | - | - | 1 | 1 | 2 |
| | bed | 1-2 | 2-3 | 2-3 | 3-4 | 4-5 |

To comply with the Building Regulations ADL1 Domestic Heating Compliance Guide.

- Additional height for feed and expansion tank will need to be allowed if it is to be sited in the same cupboard.
- Vent pipes shown through the side of the feed and expansion tank may not be suitable for all systems. Installers must check suitability.
- The standard open vented store relies on a feed and expansion tank suitably sited above the highest radiator point to provide sufficient head for the system connected to the store. As the domestic hot water is at mains pressure, the Torrent Stainless SP Sol itself can be sited anywhere in the property.
- The Torrent Stainless SP Sol can be installed as a standard 'S' plan or 'Y' plan. The benefit of this is more flexibility on the location of the feed and expansion tank. However, when installed this way the central heating output will not gain heat from the solar thermal input to the thermal store.
- The feed and expansion tank must be sized to take the water expansion of the whole system (ie. solid fuel boiler, cylinder, open flue boiler and auxiliary heating).
- The feed and expansion tank is not supplied as standard with the unit, but is available as an optional extra at the time of order.
- For all solid fuel applications, copper feed and expansion tanks are required and are available as an optional extra at the time of order.
- Full pipe not shown see manual for full details.

STAINLESSLITE PLUS BUFFER STORE

AVAILABLE IN 90 | 120 | 210 | 300 | 400 LITRES

Direct and Indirect



STAINLESSLITE PLUS

STAINLESSLITE PLUS BUFFER STORE NOW B-RATED UP TO 210L

KEY FEATURES

- Used with either an open vented primary system or a sealed primary system
- Indirect version enables open and sealed systems to be combined
- Buffer store enables combination of different heat sources and provides hydraulic break between systems providing supply for both space heating and DHW appliances
- Designed for the use of multiple heat source inputs like heat pumps, solar thermal, solid fuel as well as gas and oil boilers
- Indirect models enable the systems to work with different pressures and different circulating fluid types to combined eg boiler systems and solar thermal



25 YEAR WARRANTY



GAS OR OIL BOILERS

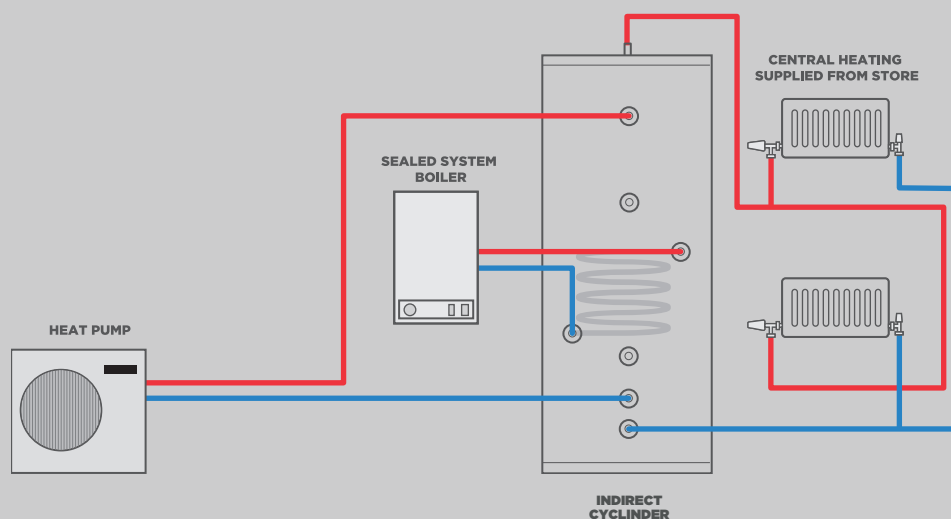


AIR OR GROUND SOURCE HEAT PUMPS



WASHING MACHINE STAND COMPATIBLE

INDIRECT TECHNICAL SPECIFICATION



STAINLESSLITE BUFFER STORE DIRECT

| Description | | 90D | 120D | 210D | 300D | 400D |
|---------------------|--------|-----------|-----------|-----------|-----------|-----------|
| Product stock code | | PLUDR090B | PLUDR120B | PLUDR210B | PLUDR300B | PLUDR400B |
| ErP rating | | A | B | B | C | C |
| Heat loss | watts | 32 | 39 | 62 | 86 | 87 |
| Heat loss (kW/24hr) | watts | 0.77 | 0.94 | 1.49 | 2.06 | 2.09 |
| Capacity | litres | 91 | 119 | 208 | 287 | 393 |
| Height | mm | 764 | 931 | 1494 | 1990 | 2030 |
| Diameter | mm | 550 | 550 | 550 | 550 | 630 |
| Weight (empty) | kg | 17 | 20 | 30 | 39 | 51 |
| Weight (full) | kg | 108 | 139 | 238 | 326 | 451 |

STAINLESSLITE BUFFER STORE INDIRECT

| Description | | 120IND | 210IND | 300IND | 400IND |
|---------------------|--------|-----------|-----------|-----------|-----------|
| Product stock code | | PLUIN120B | PLUIN210B | PLUIN300B | PLUIN400B |
| ErP rating | | B | B | C | C |
| Heat loss | watts | 39 | 62 | 86 | 87 |
| Heat loss (kW/24hr) | watts | 0.94 | 1.49 | 2.06 | 2.09 |
| Capacity | litres | 119 | 208 | 287 | 393 |
| Height | mm | 931 | 1494 | 1990 | 2030 |
| Diameter | mm | 550 | 550 | 550 | 630 |
| Weight (empty) | kg | 22 | 32 | 41 | 55 |
| Weight (full) | kg | 141 | 240 | 328 | 455 |

NOTES: 1. For further ErP information, please refer to the installation manual at www.gledhill.net
 2. The schematics shown above are representational, please refer to the installation manual for full technical requirements. 3. Indirect is only available in 120 to 400L.

STAINLESSLITE PLUS FLEXIBLE BUFFER STORE

AVAILABLE IN 90 | 120 | 210 | 250 | 300 | 400 LITRES



**STAINLESSLITE PLUS
FLEXIBLE BUFFER STORE
NOW B-RATED UP TO 210L**

KEY FEATURES

- The Flexible duplex stainless steel buffer can be used with either an open vented primary system or a sealed primary system.
- Allows any combination of flow and return connections to the buffer; up to a total of 4. More flows and returns can be handled by the use of headers.
- Designed for use with many heat sources, heat pumps, solar thermal, gas boiler, and oil boilers. Designed for use with many heat outputs, radiators systems, underfloor heating systems, and unvented cylinders.
- Works up to 3.5 bar pressure.



**LIGHTEST
CYLINDER
ON THE
MARKET**



**GAS OR OIL
BOILERS**

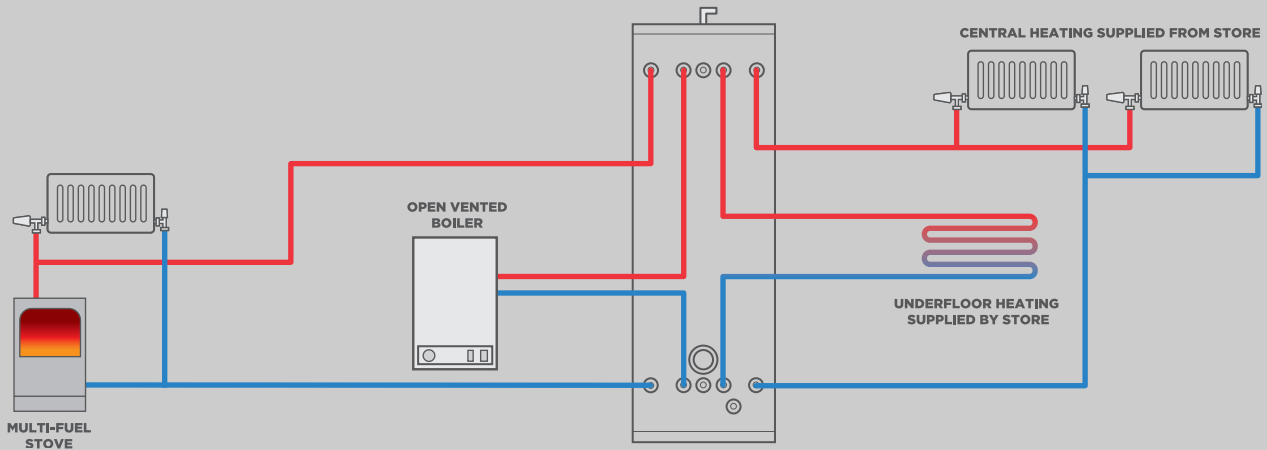


**AIR OR
GROUND
SOURCE
HEAT PUMPS**



**WASHING
MACHINE
STAND
COMPATIBLE**

TECHNICAL SPECIFICATION



STAINLESSLITE FLEXIBLE BUFFER STORE

| Description | | 90FLX | 120FLX | 210FLX | 250FLX | 300FLX | 400FLX |
|---------------------|--------|----------|----------|----------|----------|----------|----------|
| Product stock code | | PLU090MB | PLU120MB | PLU210MB | PLU250MB | PLU300MB | PLU400MB |
| ErP rating | | A | B | B | C | C | C |
| Heat loss | watts | 32 | 39 | 62 | 74 | 86 | 87 |
| Heat loss (kW/24hr) | watts | 0.77 | 0.94 | 1.49 | 1.78 | 2.06 | 2.09 |
| Capacity | litres | 91 | 119 | 208 | 248 | 287 | 393 |
| Height | mm | 764 | 931 | 1494 | 1744 | 1990 | 2030 |
| Diameter | mm | 550 | 550 | 550 | 550 | 550 | 630 |
| Weight (empty) | kg | 18 | 21 | 30 | 34 | 39 | 51 |
| Weight (full) | kg | 109 | 140 | 238 | 282 | 326 | 451 |

STAINLESSLITE PLUS

SUNSPEED



**DOMESTIC HOT WATER
CYLINDERS DESIGNED FOR
USE WITH SOLAR PANELS**

KEY FEATURES

- 2017 ErP compliant
- Standard 1 inch male & female tappings with optional compression fittings available
- 10 year warranty
- Low standing heat loss
- 100% recyclable



**GAS OR OIL
BOILERS**



**SOLAR
THERMAL**



**WASHING
MACHINE
STAND
COMPATIBLE**

SUNSPEED

| Product stock code | | BSUN201 | BSUN202 | BSUN203 | BSUN207 | BSUN208 | BSUN209 | BSUN210 | BSUN211 |
|-----------------------------------|----------------|------------|------------|------------|------------|------------|------------|------------|------------|
| ErP rating | | C | C | C | C | C | C | C | C |
| Nominal Overall Capacity | litres | 115 | 134 | 146 | 144 | 166 | 188 | 205 | 218 |
| Cylinder Size | mm | 1050 x 400 | 1200 x 400 | 1300 x 400 | 1050 x 450 | 1200 x 450 | 1300 x 450 | 1400 x 450 | 1500 x 450 |
| Dedicated Solar Volume | litres | 41 | 55 | 61 | 60 | 77 | 84 | 92 | 109 |
| Surface Area of Solar Coil | m ² | 0.29 | 0.29 | 0.29 | 0.29 | 0.36 | 0.36 | 0.43 | 0.44 |

Domestic hot water copper cylinder for use with solar energy.

SunSpeed is a domestic hot water cylinder designed for use with solar panels. It is a copper cylinder with two heat exchangers, one for solar input and one for a boiler input.

The dedicated solar volumes range from 34% to 49% with the majority exceeding 40% enabling the best use of the solar panels. These dedicated solar volumes allow maximum suitable solar panels surface area from 2.9m² to 4.4m². The surface area of the solar heat exchanger coil is designed to exceed Building Regulations requirements.

The boiler coil comes into play in the cooler months of the year as the solar input diminishes.

A correctly sized cylinder will ensure enough hot water is available to the householder during these months as the dedicated solar volume will not be heated by the boiler. The boiler coil is sized appropriately to the cylinder and gives a recovery time of less than 26 minutes with sizes to meet all regulations.

The SunSpeed is an open vented cylinder which makes the location of the cylinder more flexible because the cylinder does not require a safety discharge pipe.

The SunSpeed cylinders are insulated using 35mm HCFC free EnviroFoam to comply with Part L of the Building Regulations. This insulation incorporates Polyol which is derived from rapeseed oil - a fully renewable resource. It also provides exceptionally low standing heat loss.

GLEDHILL CYLINDER **WASHING** **MACHINE FRAME**

**COMPATIBLE WITH:
CYLINDERS BETWEEN 120L - 250L**

Product Features:

The Gledhill washing machine frame **perfectly accommodates** all of our Platinum Direct cylinder sizes as well as over 50% of our Platinum Indirect cylinders. In addition, our washing machine frame is suitable for nearly all our Stainlesslite Plus 120L - 250L hot water cylinders as well as our Stainless ES and Gledhill Stainless Pro cylinders between 120L and 250L in size.

Designed with space saving efficiency in mind for new build homes as well as apartments our washing machine frame comes flat packed and when built up has a height of 910mm, width of 670mm and depth of 600mm making it the **perfect solution for any space restriction issue.**

- Engineered from Stainless Steel for stability
- Accommodates 120L - 250L cylinder sizes
- Arrives flat packed and built in minutes
- Solution for space restrictions in new builds and apartment complexes
- Designed for all cylinders ranges including Platinum



SUPPORT GUARANTEED

OUR PRODUCT RANGE HAS BEEN
CONSTRUCTED TO PROVIDE A SUITABLE
SOLUTION FOR EVERY APPLICATION.



PEACE OF MIND

All our unvented cylinders come with a 25
year guarantee, as standard. Except copper (10 years),
Torrent (all Thermal storage), (5 years)



RELIABILITY

Each of our products is subject to rigorous testing to
emulate its lifecycle and ensure optimal performance.



STEP 3: MANUFACTURED

At our centres of excellence here in the UK




STEP 4: NEXT DAY DELIVERY

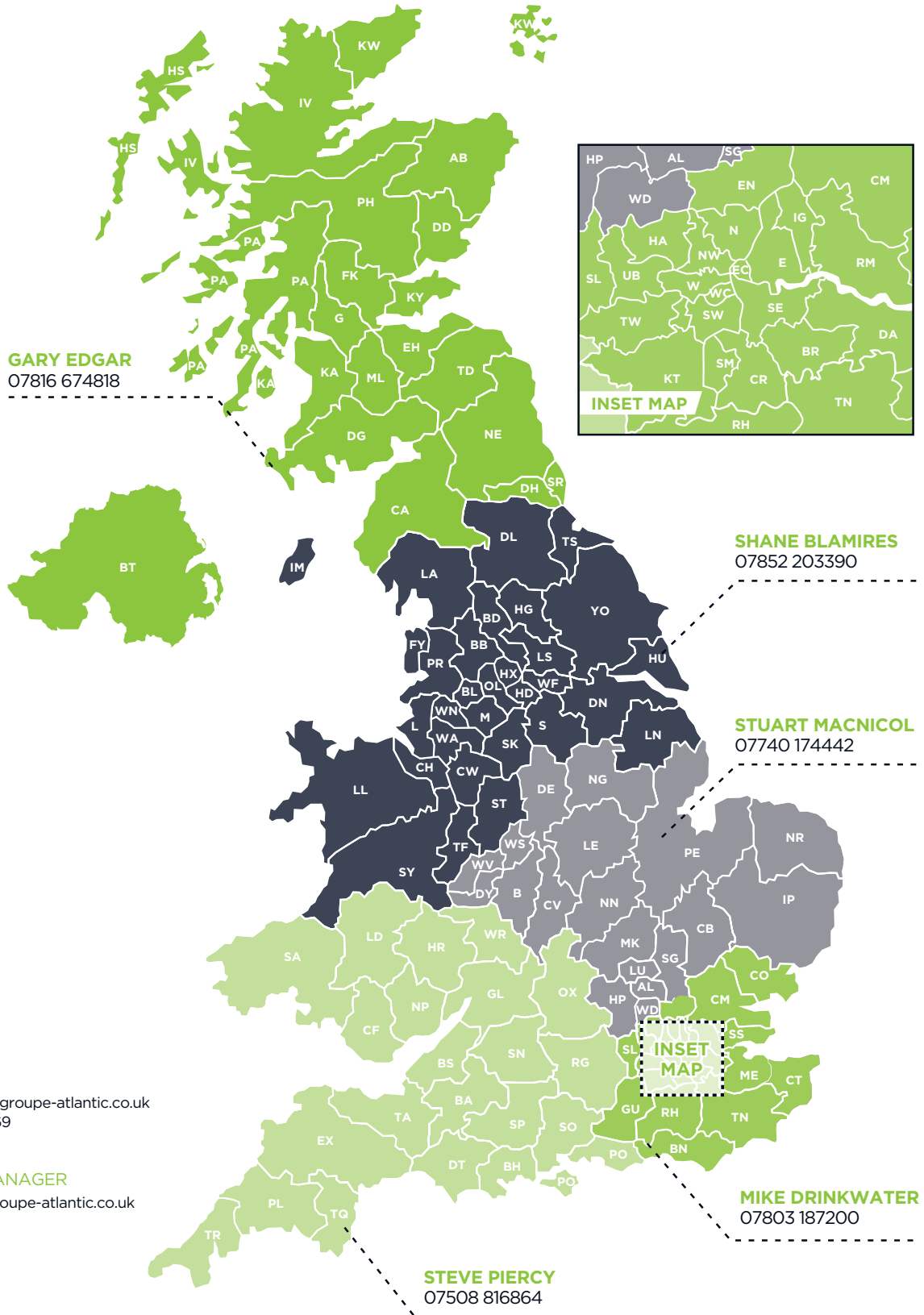
To any mainland UK address



GLEDHILL SALES MANAGERS' AREAS



SALES MAP



A DISTRIBUTION NETWORK YOU CAN TRUST

Our unique structure, consisting of five distribution hubs, is geographically situated for effective, widespread product availability.

Allowing us to have full control over our own fleet of vehicles, enabling us to add value and meet the demand of our customers.



DISTRIBUTION MAP

THE NUMBER ONE UK
CYLINDER MANUFACTURER



For further information
and full terms and conditions,
please visit our website at

GLEDHILL.NET

Gledhill Building Products Limited
Sycamore Estate,
Squires Gate,
Blackpool
FY4 3RL

T: 01253 474550

E: enquiries@gledhill.net