

SERVICE | AVAILABILITY | QUALITY | PERFORMANCE | RELIABILITY



HEAT PUMP

FlowCyl

The UK's Widest Range of Heat Pump
& Buffer Cylinder Solutions



UK CYLINDERS

YOUR HOT WATER SPECIALISTS





UK **Cylinders**

Your Hot Water Specialists

Based in the UK, we are focused on service, availability, quality, performance and reliability. Utilising the vast experience of the team at **UK Cylinders** and our processes and procedures to deliver on these key objectives.

We are a market led company with many years' experience in manufacturing and product development, this ensures our products exceed our customers needs.

UK Cylinders hold strong values in terms of supporting customers requirements in an ever changing market.

OUR AIM IS TO PROVIDE THE BEST QUALITY AND VALUE HOT WATER STORAGE PRODUCTS AND TO CONSIDERABLY EXCEED OUR CUSTOMER EXPECTATIONS BY PROVIDING MARKET LEADING SERVICE LEVELS IN ALL AREAS OF OUR BUSINESS.

SERVICE | AVAILABILITY | QUALITY | PERFORMANCE | RELIABILITY


Your Hot Water Specialists | www.ukcylinders.co.uk



Quality and Service

Customer service is at the forefront of the business philosophy at UK **Cylinders** which means the team know **THE CUSTOMER ALWAYS COMES FIRST.**

We will respond and reply same day to any requests.



Availability and Stockists

We carry significant stock of a wide range of products in our warehouses, as well as stock on the ground with our merchant partners.

At UK Cylinders, we pride ourselves in working closely with our network of merchant stockists, supporting them providing hot water solutions to their customers.

Please contact us on **03330 329 650** or **sales@ukcylinders.co.uk** if you require details of your local stockist.

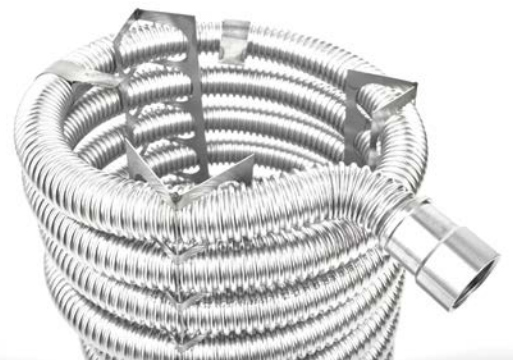


Environmental - and a more sustainable future

Our environmental management system allows us to promote efficient manufacture of our products and minimise negative impact on the environment.

Key processes and procedures help us to move towards a more sustainable future and minimise any negative impact on the environment.

Specially designed Heatpump coil



Please contact us on **03330 329 650**
or **sales@ukcylinders.co.uk**



Heat Pump Cylinders

All our heat pump cylinders feature a unique high flow, high gain, full bore coil design which we manufacture in house, to provide superior performance.

The FlowCyl is fitted and supplied with all the required components and controls (shown opposite) to provide seamless compatibility with your chosen heat pump.



SPECIFICATION

- > Supplied with a manufacturer's backed 25 year cylinder warranty and 2 years parts warranty.
- > Available in capacities from 120ltr - 600ltr.
- > Manufactured from high grade 1mm thick Duplex Stainless Steel.
- > Fully insulated with 50mm 100% CFC and HCFC free polyurethane to minimise heat loss.
- > High quality **100% recyclable** silver casing.
- > Supplied with high quality unvented components.
- > All plumbing connections are clearly identified with their description embossed into the cylinder case.
- > Supplied with 22mm hot and cold connections on 90ltr - 300ltr, 28mm hot and cold connections on 400ltr - 600ltr.
- > 12mm sensor probe pocket included for heat pump controls.
- > Market leading and highly efficient primary coil to ensure rapid exchange of heat from heat pump.
- > Long-life 3kW Incoloy immersion heater supplied as standard.
- > Immersion heater upgrades available upon request - i.e. Titanium or 6kW.
- > Supplied with all safety controls as required by UK Building Regulations.

Efficiency

Market leading heat exchanger



The FlowCyl heat pump cylinder is fitted with a market leading high efficiency heat exchanger (coil) with an enhanced surface area to ensure the rapid transfer of the low temperature inputs of ground & air source heat pumps.

The FlowCyl heat pump range comes complete with all the fittings you will need for a complete trouble free installation. All the items provided in the unvented kit, ensure your installation meets Part G of the Building Regulations.



ACCESSORIES SUPPLIED WITH STANDARD HEAT PUMP CYLINDERS (for pre plumbed see specific content pages)



COLD WATER
INLET SET



TWO PORT ZONE VALVE
28MM



HIGH LIMIT STAT



TUNDISH



3KW IMMERSION HEATER



T&P RELIEF VALVE



T&P COVER




EXPANSION VESSEL
AND BRACKET



Heat Pump Pre Plumbed Universal

- > 3 port full bore, 28mm compression DHW & CH valve.
- > 4 bar pressure gauge.
- > Fill & flush valve with servicing ports. Useful to fill and flush the system with cleaning chemicals or water treatment.
- > Optional 8m circulating pump for primary circuit.
- > G3 compliant cold feed pipework, inc. tundish, drain point, filling loop and 3 bar inlet control set.
- > Our 28mm full bore, high gain, high flow coil reduces noise and improves recovery times.
- > A T&P insulation cover and potable expansion vessel is also supplied.
- > Factory fitted immersion heater, for emergency backup this can be linked to a heat pump for an anti legionella cycle where required.
- > 12mm sensor probe pocket.



Slimline Pre Plumbed also available
see page 8



Description	Product Code with circulating pump	Product Code no circulating pump	Nominal Capacity (L)	Weight (KG)	Weight full (KG)	Height (mm)	Diameter (mm)	Heat Pump Coil Surface Area (m ²)	Standing Heat Loss		Secondary Return Included as standard	ERP BAND
									kWh/24h	WATTS		
120L	FCHPP2120	FCHPP2120X	120	54	172	888	545	1.61	1.06	42	X	B
150L	FCHPP2150	FCHPP2150X	150	58	208	1075	545	2.08	1.22	44	X	B
170L	FCHPP2170	FCHPP2170X	170	63	230	1203	545	2.08	1.63	68	X	C
200L	FCHPP3200	FCHPP3200X	200	72	267	1389	545	2.97	1.7	71	✓	C
250L	FCHPP3250	FCHPP3250X	250	75	319	1701	545	2.97	1.99	83	✓	C
300L	FCHPP3300	FCHPP3300X	300	80	360	1924	545	2.97	2.26	94	✓	C
400L	FCHPP3400	FCHPP3400X	400	78	477	1613	690	4	2.2	92	✓	C
500L	FCHPP3500	FCHPP3500X	500	94	591	1975	690	4	2.42	101	✓	C
600L	FCHPP3600	FCHPP3600X	600	105	674	2139	690	4	2.68	112	✓	C

Heat Pump Cylinder

- > Available from 120ltr up to 600ltr.
- > Universal large coil surface area as standard.
- > 28mm compression fittings as primary connections to the coil.
- > Provides a high flow rate capability and low pressure loss.
- > 12mm sensor probe pocket.




Description	Product Code	Nominal Capacity (L)	Weight (KG)	Weight full (KG)	Height (mm)	Diameter (mm)	Heat Pump Coil Surface Area (m ²)	Standing Heat Loss		Secondary Return Included as standard	ERP BAND
								kWh/ 24h	WATTS		
120L	FCHPD3120	120	27	145	888	545	1.61	1.06	42	X	B
150L	FCHPD3150	150	31	181	1075	545	2.08	1.22	44	X	B
170L	FCHPD3170	170	35	202	1203	545	2.08	1.63	68	X	C
200L	FCHPD3200	200	40	235	1389	545	2.97	1.7	71	✓	C
250L	FCHPD3250	250	45	289	1701	545	2.97	1.99	83	✓	C
300L	FCHPD3300	300	50	330	1924	545	2.97	2.26	94	✓	C
400L	FCHPD3400	400	54	453	1613	690	2.97	2.2	92	✓	C
500L	FCHPD3500	500	57	554	1975	690	2.97	2.42	101	✓	C
600L	FCHPD3600	600	66	635	2139	690	2.97	2.68	112	✓	C
400L	FCHPD4400	400	78	455	1613	690	4	2.2	92	✓	C
500L	FCHPD4500	500	94	556	1975	690	4	2.42	101	✓	C
600L	FCHPD4600	600	105	637	2139	690	4	2.68	112	✓	C



Heat Pump Slimline Pre Plumbed


- > Slimline 475mm diameter for smaller cupboard spaces.
- > 3 port full bore, 28mm compression DHW & CH valve.
- > 4 bar pressure gauge.
- > Fill & flush valve with servicing ports. Useful to fill and flush the system with cleaning chemicals or water treatment.
- > Optional 8m circulating pump for primary circuit.
- > G3 compliant cold feed pipework, inc. tundish, drain point, filling loop and 3 bar inlet control set.
- > Our 22mm full bore, high gain, high flow coil reduces noise and improves recovery times.
- > A T&P insulation cover and potable expansion vessel is also supplied.
- > Factory fitted immersion heater, for emergency backup this can be linked to a heat pump for an anti legionella cycle where required.



Description	Product Code with circulating pump	Product Code no circulating pump	Nominal Capacity (L)	Weight (KG)	Weight full (KG)	Height (mm)	Diameter (mm)	Heat Pump Coil Surface Area (m ²)	Standing Heat Loss		Secondary Return Included as standard	ERP BAND
									kWh/ 24h	WATTS		
120L	FCHPPN2120	FCHPPN2120X	120	33	158	1228	475	1.61	1.25	52	✗	B
150L	FCHPPN2150	FCHPPN2150X	150	39	194	1496	475	1.61	1.42	59	✗	B
170L	FCHPPN2170	FCHPPN2170X	170	45	215	1674	475	2.08	1.7	71	✗	C
200L	FCHPPN3200	FCHPPN3200X	200	48	248	1941	475	2.08	1.8	75	✓	C

Heat Pump Slimline

- > Slimline 475mm diameter for smaller cupboard spaces.
- > Capacities from 120ltr - 200ltr.
- > Only 475mm wide.
- > 22mm compression fittings as primary connections to the coil.
- > 12mm sensor probe pocket.



FLOWCYL HEAT PUMP

Description	Product Code	Nominal Capacity (L)	Weight (KG)	Weight full (KG)	Height (mm)	Diameter (mm)	Heat Pump Coil Surface Area (m ²)	Standing Heat Loss		Secondary Return Included as standard	ERP BAND
								kWh/ 24h	WATTS		
120L	FCHPS3120	120	32	158	1228	475	1.61	1.25	52	✗	B
150L	FCHPS3150	150	34	194	1496	475	1.61	1.42	59	✗	B
170L	FCHPS3170	170	45	215	1674	475	2.08	1.7	71	✗	C
200L	FCHPS3200	200	48	248	1941	475	2.08	1.8	75	✓	C




Heat Pump and Buffer Combined Pre Plumbed Options

- > 3 port full bore, 28mm compression DHW & CH valve.
- > 4 bar pressure gauge.
- > Fill & flush valve with servicing ports. Useful to fill and flush the system with cleaning chemicals or water treatment.
- > Optional 8m circulating pump for primary circuit.
- > 6m Circulating pump supplied fitted for heating circuit.
- > G3 compliant cold feed pipework, inc. tundish, drain point, filling loop and 3 bar inlet control set.
- > Our 28mm full bore, high gain, high flow coil reduces noise and improves recovery times.
- > Robokit / T&P insulation cover and potable expansion vessel is also supplied.
- > Factory fitted immersion heater, for emergency backup this can be linked to a heat pump for an anti legionella cycle where required.
- > 12mm sensor probe pocket.
- > Buffer provides hydraulic separation and minimum system volume.



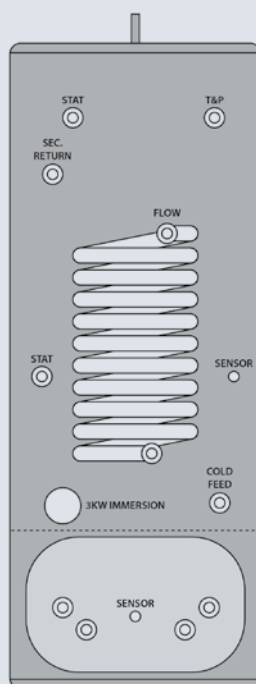
COMES COMPLETE WITH 12LTR HEATING
EXPANSION VESSEL - SUPPLIED LOOSE.



Description	Product Code with circulating pump	Product Code no circulating pump	Nominal Capacity (L)	Weight (KG)	Weight full (KG)	Height (mm)	Diameter (mm)	Heat Pump Coil Surface Area (m ²)	Standing Heat Loss		Secondary Return Included as standard	ERP BAND
									kWh/24h	WATTS		
120L/30L	FCNPPB3012	FCNPPB3012X	120	43	193	1390	475	1.61	1.25		X	
150L/30L	FCNPPB3015	FCNPPB3015X	150	46	226	1863	475	1.61	1.42	59	X	B
170L/30L	FCNPPB5017	FCNPPB5017X	170	48	249	2041	475	2.08	1.63	68	X	C
170L/50L	FCPPB5017	FCPPB5017X	170	50	270	1603	545	2.08	1.63	68	X	C
200L/50L	FCPPB5020	FCPPB5020X	200	57	307	1801	545	2.97	1.7	71	✓	C
225L/50L	FCPPB5022	FCPPB5022X	225	60	364	2048	545	2.97	1.99	83	✓	C

Heat Pump and Buffer Combined

- > Using a buffer tank is often described by heat pump manufacturers as “the ideal installation” providing optimum performance.
- > Our built in buffer features 1” female connections as standard.
- > One neat solution providing a heat pump cylinder and buffer in the same footprint, saving both time and space.
- > 12mm sensor probe pockets provided in both buffer and heat pump cylinder.
- > Buffer provides hydraulic separation.



Description	Product Code	Nominal Capacity (L)	Weight (KG)	Weight full (KG)	Height (mm)	Diameter (mm)	Heat Pump Coil Surface Area (m ²)	Standing Heat Loss		Secondary Return Included as standard	ERP BAND
								kWh/ 24h	WATTS		
120/30L	FCNHPB3012	120	43	186	1390	475	1.61	1.25	52	X	B
150/30L	FCNHPB3015	150	46	219	1863	475	1.61	1.42	59	X	B
170/30L	FCNHPB3017	170	49	260	2041	475	1.61	1.63	68	X	C
170/50L	FCHPB5017	170	50	263	1603	545	2.08	1.63	68	X	C
200/50L	FCHPB5020	200	57	300	1801	545	2.97	1.7	71	✓	C
225/50L	FCHPB5022	225	60	360	2048	545	2.97	1.99	83	✓	C



Heat Pump Solar Twin Coil

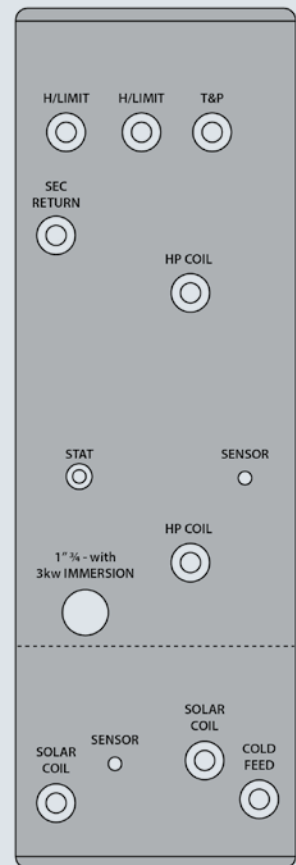
- > Designed for renewable energy systems where solar thermal and heat pump applications are required.
- > 12mm sensor probe pocket.



Supplied with heat pump coil



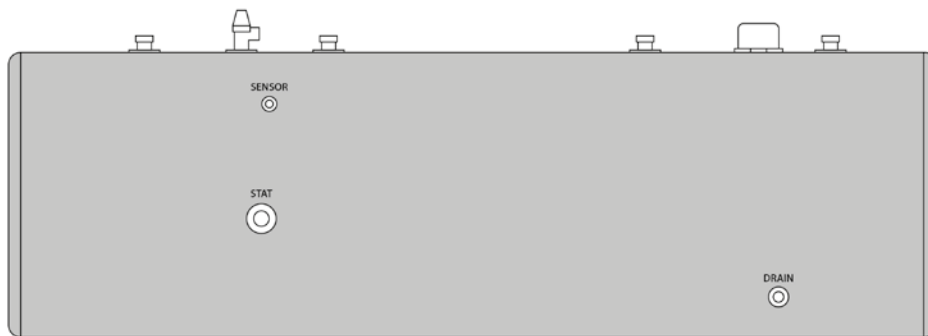
Supplied with additional Solar thermal coil



Description	Product Code	Nominal Capacity (L)	Weight (KG)	Weight full (KG)	Height (mm)	Diameter (mm)	Heat Pump Coil Surface Area (m ²)	Standing Heat Loss		Secondary Return Included as standard	ERP BAND
								kWh/24h	WATTS		
170L	FCHPT2170	170	39	208	1203	545	2.08	1.63	68	✗	C
200L	FCHPT2200	200	44	241	1389	545	2.97	1.7	71	✓	C
250L	FCHPT2250	250	46	295	1701	545	2.97	1.99	83	✓	C
300L	FCHPT2300	300	48	336	1924	545	2.97	2.26	94	✓	C
400L	FCHPT3400	400	55	461	1613	690	2.97	2.29	92	✓	C
500L	FCHPT3500	500	58	562	1975	690	4	2.42	101	✓	C
600L	FCHPT3600	600	67	643	2139	690	4	2.68	112	✓	C

Heat Pump Horizontal

- > Ideal for use where a vertical cylinder will not fit, typically in a loft space.
- > Supplied complete with floor standing cradles.



Description	Product Code	Nominal Capacity (L)	Weight (KG)	Weight full (KG)	Width (mm)	Diameter (mm)	Heat Pump Coil Surface Area (m ²)	Standing Heat Loss		Secondary Return Included as standard	ERP BAND
								kWh/ 24h	WATTS		
170L	FCHPH3170	170	43	202	1203	545	2.08	1.89	79	✓	C
200L	FCHPH3200	200	49	235	1389	545	2.08	2.01	84	✓	C
250L	FCHPH3250	250	53	289	1701	545	2.97	2.16	90	✓	C
300L	FCHPH3300	300	57	330	1924	545	2.97	2.35	98	✓	C

Buffer Cylinders

UK Cylinders manufacture a complimentary family of buffer stores from 50ltr to 600ltr; made from high quality duplex stainless steel that can form part of the renewable energy heating system.

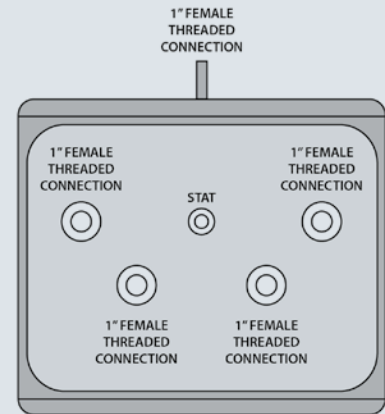


SPECIFICATION

- > Using a buffer tank is often described by heat pump manufacturers as “the ideal installation” providing optimum performance.
- > The latest NHBC guidance (8.2/01) refers to the use of buffers as essential to create an efficient overall system. They are key to preventing short cycling allowing the heatpump to work at its optimum as well as reducing wear and tear on the heatpumps’ components.
- > If the flow to the heating system can be restricted using radiator thermostats, for example, install a UKC buffer as an intermediate tank. This ensures a secure flow for the heat pump, resulting in improved efficiency and operation of the heat pump.
- > Install a UKC buffer or combined heat pump and buffer to increase the overall system volume in the primary pipework, this helps limit switching the heat pump generator on/off and thereby prevents malfunctions and improves defrost cycles. The resulting use of back up heaters is limited and improves overall running costs.
- > The UKC buffer range also allows, a neutral point in the system; if required a different flow to the heating system, than across the heat pump.

Buffer 50L - 60L

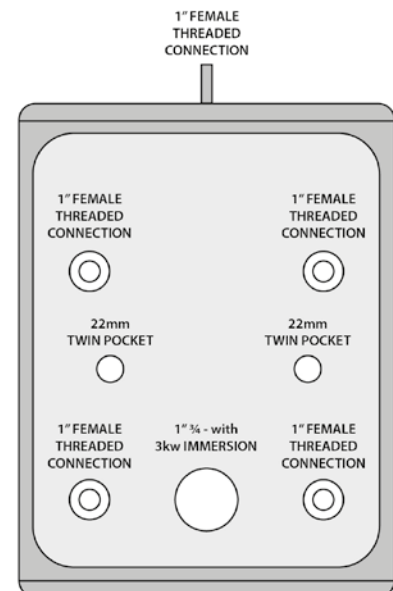
- > 50/60ltr stand alone buffer.
- > 5 x 1" female threaded connections as standard.
- > Thermostat pocket to allow independent control of the buffer temperature.



Description	Product Code	Nominal Capacity (L)	Weight (KG)	Weight full (KG)	Height (mm)	Diameter (mm)	Standing Heat Loss	
							kWh/ 24h	WATTS
50L	FCBVS0050	50	18	68	465	545	#N/A	#N/A
Slim 60L	FCNBV0060	60	20	80	697	475	1.02	43

Buffer 90L

- > 90ltr stand alone buffer.
- > 5 x 1" female threaded connections as standard.
- > Thermostat pocket to allow independent control of the buffer temperature.
- > Built in 3kW immersion as standard.

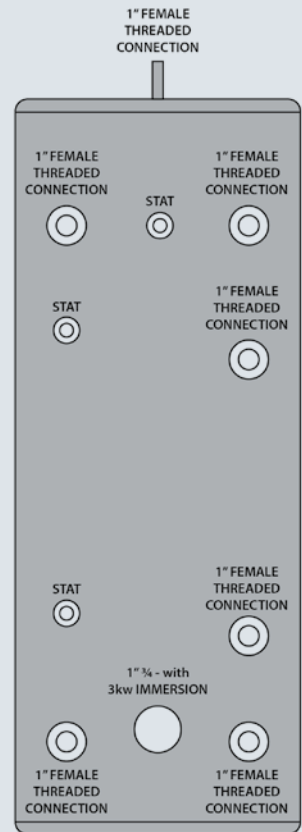


Description	Product Code	Nominal Capacity (L)	Weight (KG)	Weight full (KG)	Height (mm)	Diameter (mm)	Standing Heat Loss		ERP BAND
							kWh/ 24h	WATTS	
90L	FCBVS0090	90	19	109	694	545	1.1	46	B
Slim 90L	FCNBV0090	90	21	111	961	475	1.14	48	C



Buffer 120L - 600L

- > 7 x 1" female threaded connections as standard.
- > Built in 3kW immersion.
- > 3 x control stat / thermistor ports to allow independent control.



Description	Product Code	Nominal Capacity (L)	Weight (KG)	Weight full (KG)	Height (mm)	Diameter (mm)	Standing Heat Loss		ERP BAND
							kWh/ 24h	WATTS	
120L	FCBVS0120	120	23	143	888	545	1.2	50	B
150L	FCBVS0150	150	27	177	1075	545	1.32	55	B
170L	FCBVS0170	170	31	201	1203	545	1.63	68	C
200L	FCBVS0200	200	35	235	1389	545	1.7	71	C
250L	FCBVS0250	250	40	290	1701	545	1.99	83	C
300L	FCBVS0300	300	45	335	1924	545	2.26	94	C
400L	FCBVS0400	400	51	431	1613	690	1.95	81	C
500L	FCBVS0500	500	54	529	1975	690	2.31	96	C
600L	FCBVS0600	600	63	633	2139	690	2.62	109	C
Slim 120L	FCNBV0120	120	25	145	1228	475	1.37	57	C
Slim 150L	FCNBV0150	150	29	179	1496	475	1.6	67	C
Slim 170L	FCNBV0170	170	33	203	1674	475	1.7	71	C
Slim 200L	FCNBV0200	200	37	237	1941	475	1.8	75	C

REDD

Plumbing, Heating
and Renewable energy
design services for the
new build industry

REDD provide designs for all types of heating, plumbing and renewable energy systems. These designs can incorporate natural gas, low pressure gas (LPG), electric or oil-fired boilers, air source heat pumps (ASHP) or ground source heat pumps (GSHP) – Plus whatever Building regulations or SAP calculations the client requires.

Email your design enquiry to
designs@reddesign.uk



Renewable Energy Domestic Designs (REDD) core business is to provide a free-of-charge heating & plumbing design service to the new build housing sector. This is a 100% independent design company, able to provide designs for the domestic new build market incorporating any number of gas, electric or renewable energy based options.



Unit C | Washington Court | Windmill Avenue
Kettering | Northants | NN16 0UE

T 01536 850350
E designs@reddesign.uk
W www.reddesign.uk



Multi layered magnetic filter

SPECIALLY DESIGNED FOR HEAT PUMPS

FEATURES

The HP magnetic central heating filter, featuring a unique direct multi-layered non-ferrous filter, is the ideal solution to protect your investment in a heat pump system.

A neat solution for capturing both magnetic and fine particle debris.



Rapid fit it comes complete with 28mm full bore isolation valves and o rings.

Full bore, high flow rate capacity to aid heat pump performance.



Part number :
UKX070

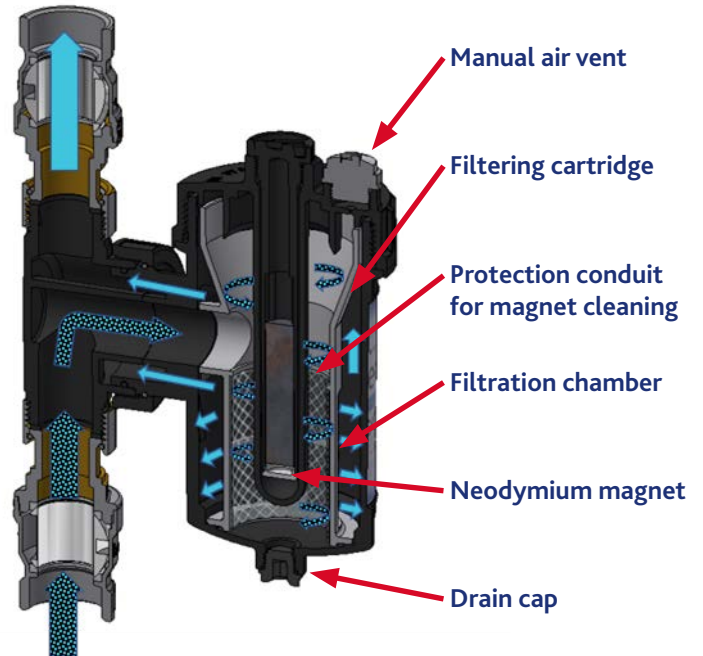
Our filter protects your system against costly and unnecessary breakdowns caused by both magnetic and non-ferrous particulate in central heating.



BENEFITS

- > As well as separating magnetic debris and trapped air in circulating system fluid, the UK Cylinders Multi Layer Direct HP also includes a completely unique direct non-ferrous filter which contains multi-layered stainless steel gauze filters, the system debris is forced directly into the filter and breaks down the debris which then precipitate to the base of the pot.
- > The remaining magnetic debris is then drawn to the centre of the filter and captured by the 11,000-gauss rare earth neodymium magnet.
- > The filter pot has a fluid volume of 500ml - ideal for chemical dosing.
- > Reduces to a 300 micron degree of filtration.
- > 360° Fully Rotatable filter pot to aid installation and servicing.
- > 11000 gauss dry pocket, neodymium magnet.
- > Incorporated manual air vent to release built up air from the system.
- > Easy access replaceable gauze filter.

Filtered Water



UK CYLINDERS

YOUR HOT WATER SPECIALISTS



UK CYLINDERS • UNIT 3 RCM BUSINESS CENTRE
DEWSBURY ROAD • OSSETT • WEST YORKSHIRE • WF5 9ND

T 03330 329 650 • F 01924 977 079
sales@ukcylinders.co.uk • www.ukcylinders.co.uk



UK Cylinders Ltd are proud to be members of the Hot Water Association (HWA) and are committed to its ethics and values

UK Cylinders endeavour to keep the content of this brochure as up-to-date as possible. We reserve the right to make changes to all UK Cylinders products and services at anytime. To ensure you have the most current information please contact UK Cylinders directly.