



THE ENERGY EFFICIENT RENEWABLE RANGE

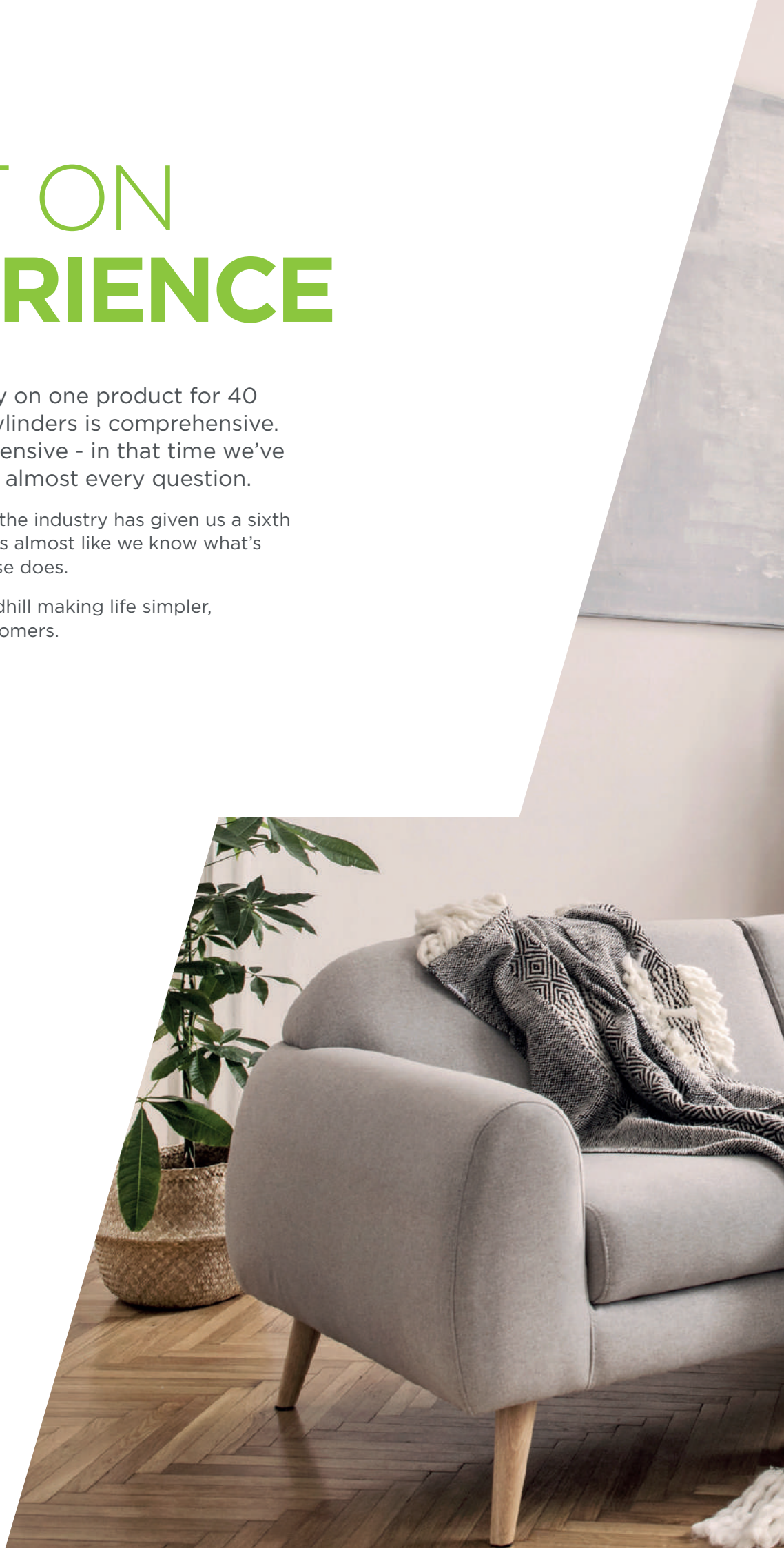


BUILT ON EXPERIENCE

Having focused solely on one product for 40 years, our range of cylinders is comprehensive. Our knowledge is extensive - in that time we've found the answers to almost every question.

Four decades working in the industry has given us a sixth sense for this business. It's almost like we know what's needed before anyone else does.

All of this adds up to Gledhill making life simpler, easier and better for customers.



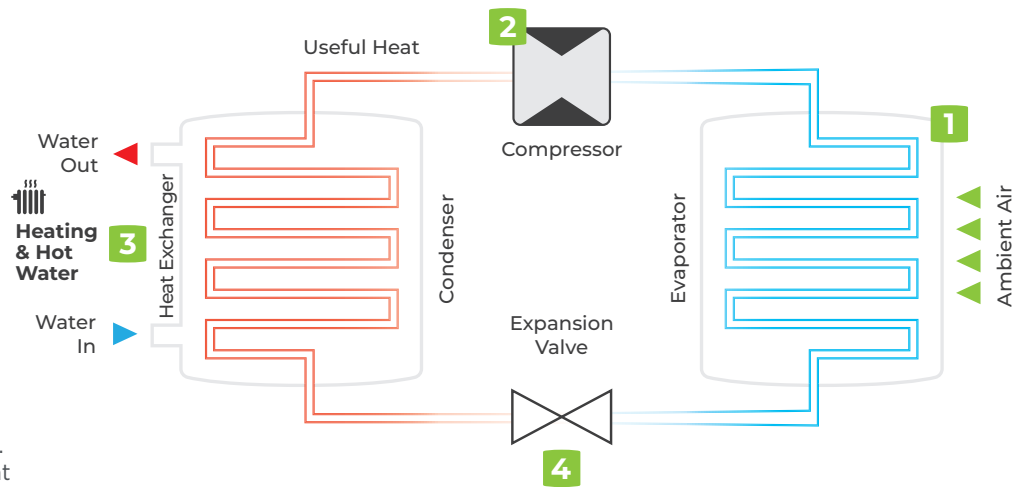


CONTENTS

- 4. **THE TECHNOLOGY**
- 5. **WHY AIR SOURCE HEAT PUMPS?**
- 6. **HEAT PUMP DUO EXPLAINED**
- 8. **STAINLESSLITE PLUS HEAT PUMP DUO**
- 10. **STAINLESSLITE PLUS HEAT PUMP**
- 12. **STAINLESSLITE PLUS HEAT PUMP SOLAR**
- 14. **STAINLESSLITE PLUS DIRECT SOLAR**
- 16. **STAINLESSLITE PLUS INDIRECT SOLAR**
- 18. **STAINLESSLITE PLUS HORIZONTAL SOLAR**
- 20. **WHAT IS A THERMAL STORE?**
- 21. **OUR NETWORK**
- 22. **TORRENTSTAINLESS OPEN VENTED SOLAR**
- 24. **TORRENTSTAINLESS SP SOLAR**
- 26. **STAINLESSLITE PLUS BUFFER STORE**
- 28. **STAINLESSLITE PLUS FLEXIBLE BUFFER STORE**
- 30. **SUNSPEED**
- 32. **GLEDHILL CYLINDER WASHING MACHINE FRAME**

THE TECHNOLOGY

HEAT PUMP CYCLE



1. CAPTURE

The fan passes ambient air over extremely cold liquid refrigerant. The refrigerant captures the heat from the ambient air and becomes a warm vapour.

2. COMPRESS

The warm refrigerant vapour passes through a compressor which produces hot refrigerant and usable heat.

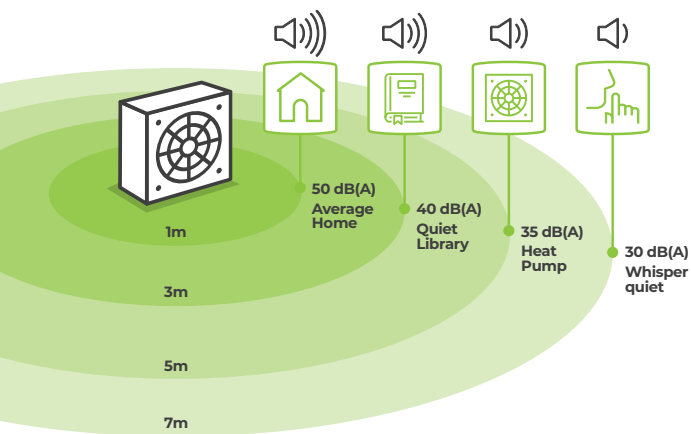
3. EXCHANGE

The heat in the hot refrigerant is then transferred to the heating and hot water cylinder through a heat exchanger.

4. EXPAND

Once the heat has been transferred to the house, the refrigerant passes through an expansion valve which reduces its temperature, making it really cold again and enabling it to capture heat from the ambient air, continuing the cycle.

SOUND PRESSURE AND SOUND POWER



SOUND POWER

The way we calculate the sound a heat pump makes is by measuring the sound power and sound pressure. The sound power level is the sound that is emitted from the unit in laboratory conditions and is displayed on the ErP label.

SOUND PRESSURE

The sound noise level (sound pressure) measures the level of sound that you hear above the sound that already exists in the background. Sound pressure is lower than sound power. 35 dB(A) Heat Pumps have a sound pressure level that goes as low as 35 dB(A).

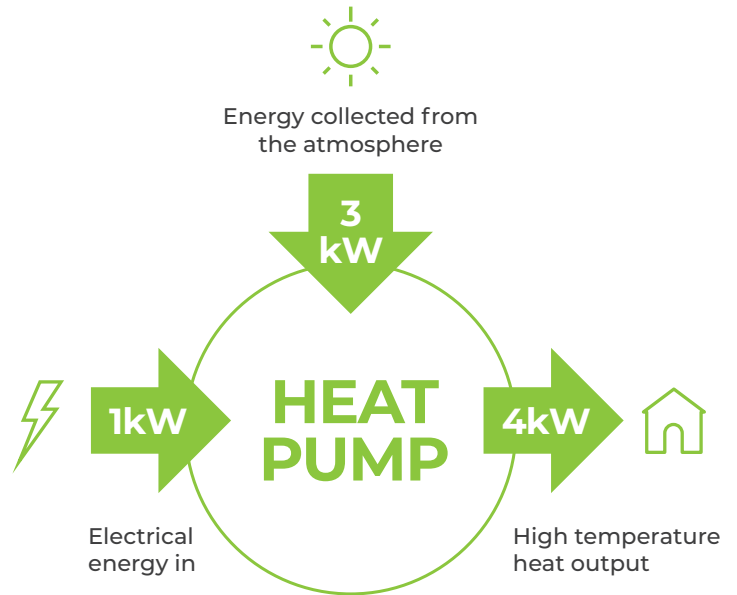
WHY AIR SOURCE HEAT PUMPS?

HIGHLY EFFICIENT PERFORMANCE

Heat pumps are a highly efficient, eco-friendly way of providing heating and hot water. By taking “free energy” from the air via a refrigerant cycle they generate heat without releasing any carbon emissions.

The COP measures how efficiently a heat pump performs by comparing the amount of electricity it uses to the amount of heat it is able to produce. For example, when a heat pump uses 1kW of electricity and captures 3kW of energy from the atmosphere, it will produce 4kW of heat and therefore have a COP of 4 (See diagram). The higher the COP, the more energy is generated per unit of electricity, and the more efficient the heat pump is.

When this calculation is carried out over the full heating season, it's called the seasonal coefficient of performance (SCOP). With SCOPs as high as 4.51 the Ideal Alfea is one of the most efficient heat pumps on the market.



BENEFITS OF THE AIR SOURCE HEAT PUMP

- Low Carbon
- Low Noise Levels
- High COP Efficiency
- No Glycol treatment required
- Eligible for government incentives
- Suitable for new build

HEAT PUMP DUO EXPLAINED

PRIMARY BENEFITS OF USING A DUO BUFFER TANK?

- Reduced space requirements for internal plant, when compared to a separate buffer installation
- Reduced installation time
- Always provides sufficient system volume for the heat pump's defrost function
- Enables system decoupling between the heat pump and heating system: thus, allowing multiple heating zones to be operated
- Acts as an energy store, enabling faster response times when heating zones are calling
- Compact and tidy solution for medium to larger homes

WHAT IS THE GLEDHILL HEAT PUMP DUO?

The Gledhill Heat Pump Duo is a 2 in 1 hot water cylinder that features a built-in 70L buffer tank. The buffer stores the heat generated by the heat pump and removes the need for an external buffer tank while maintaining just one footprint. The primary heated water is diverted to either the buffer tank for heating demand or the DHW cylinder coil for domestic hot water demand via a 3-port valve. The “fresh” water within the unvented cylinder is supplied directly from the mains cold, and therefore never mixes with the system water.



HOW DOES THE GLEDHILL HEAT PUMP DUO WORK?

A heat pump is designed to generate and provide constant heat, sourcing energy from either the air, ground or water. During the heating season when heat loss within a house is at its peak, a heat pump will run efficiently to provide heat to both the heat pump duo cylinder and the built-in buffer tank. With the addition of the 70L buffer tank, the heating controls can call for the heat pump duo cylinder to circulate the energy within the buffer around the heating distribution system, allowing for optimum user comfort.

SEASONAL ADJUSTMENTS

Throughout the warmer times of the year, the heat loss within a home is reduced and as a result, the heat pump isn't required to work as hard as it would through the Winter to provide heating comfort. During the Spring and Autumn the heat pump will operate at a lower power output, while maintaining the same comfort and indoor temperature as experienced during the Winter. Intelligent weather compensation and smart controls, in synergy with the integral buffer tank, ensure that the heat pump components are protected against the effect of cycling.

HEAT PUMP DEFROST FUNCTION

In addition to storing energy for distribution, the buffer maintains an energy bank, that enables an efficient defrost function to be called by the heat pump. This is achieved by increasing the available system volume by 70 litres. Heat pump manufacturers will state a minimum system volume requirement in the literature.

HOW TO CHOOSE THE CORRECT HOT WATER CYLINDER SIZE

Property Size	Bathrooms	Heat Pump Litre Requirement	Standard Cylinder (L)	Heat Pump Cylinder (L)
1 Bedroom	1	90	90 - 120	180
2 Bedroom	1	135	120 - 150	180
3 Bedroom	1	180	150 - 180	180
3 Bedroom	2	180	180 - 210	210
4 Bedroom	2	225	210 - 250	250
5 Bedroom	2	270	210 - 250	300
6 Bedroom	3	315-400	300 - 400	300 - 400



STAINLESSLITE PLUS HEAT PUMP DUO

AVAILABLE IN 200/70 | 300/70 LITRES

Partially and Fully Pre-Plumbed



STAINLESSLITE PLUS

KEY FEATURES

- Designed for use with either air source or ground source heat pumps
- High efficiency corrugated coil maximises heat transfer to the cylinder of water
- 3kW incoloy immersion heater for legionella protection
- Includes built in 70 Litre buffer tank



25 YEAR
WARRANTY



LIGHTEST
CYLINDER
ON THE
MARKET

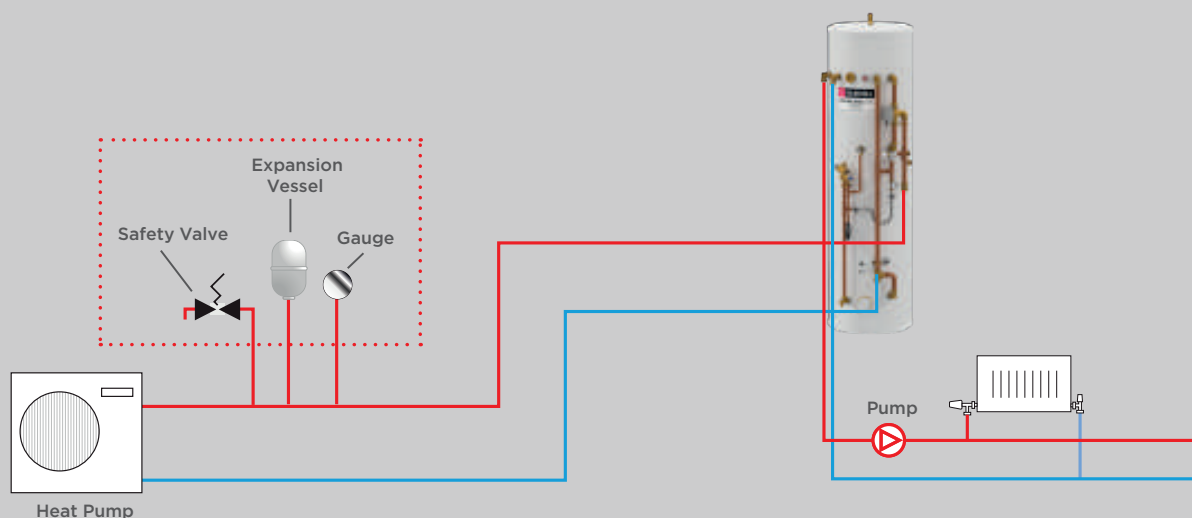


IMMERSION
HEATER



AIR OR
GROUND
SOURCE
HEAT PUMPS

TECHNICAL SPECIFICATION



STAINLESSLITE HEAT PUMP DUO

Description		DUO 200	DUO 200 PrePlumbed	DUO 300	DUO 300 PrePlumbed
Product stock code		PLUHP200DUO	PLUHP200DUOPP	PLUHP300DUO	PLUHP300DUOPP
ErP rating		C	C	C	C
Heat up time from 15°C to 50°C	min	15.74 (27.34)	22.97 (35.05)	15.74 (27.34)	22.97 (35.05)
Heat loss	watts	93	93	104	104
	kWh/24hr	2.22	2.22	2.51	2.51
Capacity - cylinder/buffer	litres	200/70	200/70	300/70	300/70
Height	mm	1992	1992	2030	2030
Diameter	mm	550	550	630	630
Weight (empty)	kg	51	56	64	69
Weight (full)	kg	321	326	436	441
Primary heat exchanger surface area	m ²	3	3	3	3
Number of immersions		1	1	1	1
Secondary return		Yes	Yes	Yes	Yes

STAINLESSLITE PLUS

NOTES: 1 For further ErP information, please refer to the installation manual at www.gledhill.net
 2 The schematics shown above are representational, please refer to the installation manual for full technical requirements. 3. Measured at 0.25 (0.42) l/s primary flow rate and at 80 (55)°C flow temperature, tested to BS EN 12897, figures in brackets show figures for HWA 002:2020 heat pump test results. 4. Not compatible with Panasonic Heat Pumps.

STAINLESSLITE PLUS HEAT PUMP

AVAILABLE IN 180 | 210 | 250 | 300 | 400 LITRES

Standard and Slimline*



**STAINLESSLITE PLUS
HEAT PUMP NOW
B-RATED UP TO 210L**
(standard only)

KEY FEATURES

- Designed for use with either air source or ground source heat pumps
- High efficiency corrugated coil maximises heat transfer to the cylinder of water
- 3kW incoloy immersion heater for emergency back-up and legionella protection
- 90° elbow and drain valve supplied as standard
- Three diameters on this range



**25 YEAR
WARRANTY**



**LIGHTEST
CYLINDER
ON THE
MARKET**



**AIR OR
GROUND
SOURCE
HEAT PUMPS**

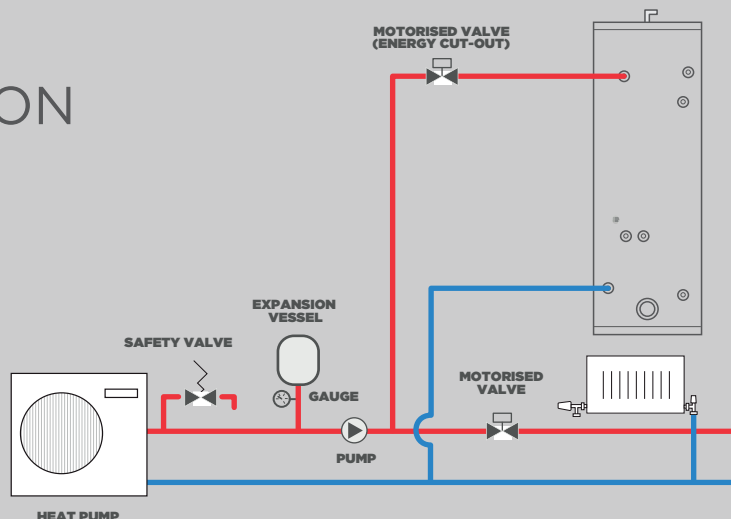


**IMMERSION
HEATER**



**WASHING
MACHINE
STAND
COMPATIBLE**

TECHNICAL SPECIFICATION



STAINLESSLITE PLUS HEAT PUMP

Description		HP180IND	HP210IND	HP250IND	HP300IND	HP400IND
Product stock code		PLUHP180	PLUHP210	PLUHP250	PLUHP300	PLUHP400
ErP rating		B	B	C	C	C
Heat up time from 15°C to 50°C	min	17.62 (22.56)	17.70 (22.17)	22.01 (27.34)	22.97 (35.05)	30.94 (37.48)
Heat loss	watts	55	62	74	86	87
Heat loss (kW/24hr)	watts	1.32	1.49	1.78	2.06	2.09
Capacity	litres	178	208	248	287	393
Height	mm	1306	1494	1744	1990	2030
Diameter	mm	550	550	550	550	630
Weight (empty)	kg	34	38	43	47	62
Weight (full)	kg	212	246	291	334	462
Surface area of HP coil	m ²	2.5	3	3	3	4
Number of immersions		1	1	1	1	1
Secondary return		No	Yes	Yes	Yes	Yes

STAINLESSLITE PLUS SLIMLINE HEAT PUMP

Description		HP180SL	HP210SL
Product stock code		PLUHP180SL	PLUHP210SL
ErP rating		C	C
Heat up time from 15°C to 50°C	min	15.75 (21.81)	18.78 (23.68)
Heat loss	watts	67	74
Heat loss (kW/24hr)	watts	1.61	1.77
Capacity	litres	183	202
Height	mm	1791	1963
Diameter	mm	475	475
Weight (empty)	kg	38	40
Weight (full)	kg	219	237
Surface area of HP coil	m ²	3	3
Number of immersions		1	1
Secondary return		No	Yes

NOTES: 1. For further ErP information, please refer to the installation manual at www.gledhill.net. 2. The schematics shown above are representational, please refer to the installation manual for full technical requirements. *Slimline is only available in 180 and 210L. 3. Measured at 0.25 (0.42) l/s primary flow rate and at 80 (55)°C flow temperature, tested to BS EN 12897, figures in brackets show figures for HWA 002:2020 heat pump test results.

STAINLESSLITE PLUS HEAT PUMP SOLAR

AVAILABLE IN 180 | 210 | 250 | 300 | 400 LITRES

STAINLESSLITE PLUS



KEY FEATURES

- Designed for use with either air source or ground source heat pumps in addition to solar thermal panels
- High efficiency corrugated coil maximises heat transfer to the cylinder of water
- 3kW incoloy immersion heater for legionella protection
- 90° elbow and drain valve supplied as standard



25
YEAR WARRANTY



**LIGHTEST
CYLINDER
ON THE
MARKET**



**AIR OR
GROUND
SOURCE
HEAT PUMPS**

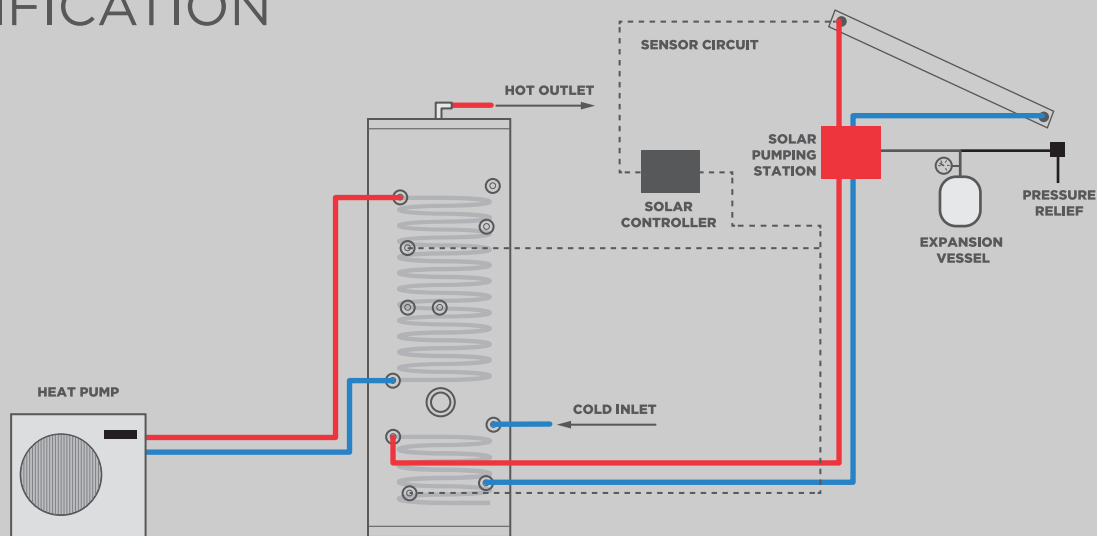


**SOLAR
THERMAL**



**WASHING
MACHINE
STAND
COMPATIBLE**

TECHNICAL SPECIFICATION



STAINLESSLITE HEAT PUMP SOLAR

Description		HP180INDSOL	HP210INDSOL	HP250INDSOL	HP300INDSOL	HP400INDSOL
Product stock code		PLUHP180S	PLUHP210S	PLUHP250S	PLUHP300S	PLUHP400S
ErP rating		B	B	C	C	C
Heat up time from 15°C to 60°C	min	33	41	44	48	49
Heat loss	watts	55	62	74	86	87
Capacity	litres	178	208	248	287	393
Height	mm	1306	1494	1744	1990	2030
Diameter	mm	550	550	550	550	630
Weight (empty)	kg	33	37	44	48	61
Weight (full)	kg	211	245	292	335	461
Surface area of HP coil	m ²	1.36	1.56	1.94	2.04	2.91
Dedicated solar volume	litres	63.5	74	88	102	130
Number of immersions		1	1	1	1	1
Secondary return		No	Yes	Yes	Yes	Yes

STAINLESSLITE PLUS

NOTES: 1. For further ErP information, please refer to the installation manual at www.gledhill.net
 2. The schematics shown above are representational, please refer to the installation manual for full technical requirements.
 3. Measured at 0.25 l/s primary flow rate and at 82°C flow temperature.

STAINLESSLITE PLUS DIRECT SOLAR

AVAILABLE IN 180 | 210 | 250 | 300 | 400 LITRES

Standard and Slimline*



STAINLESSLITE PLUS

STAINLESSLITE PLUS
SOLAR DIRECT NOW
B-RATED UP TO 210L

KEY FEATURES

- Specifically designed for use with solar thermal panels
- Corrugated coil to maximise the heat transfer from the solar input
- 3kW incoloy 825 immersion heater for use as a secondary heat source when required
- 3kW incoloy immersion heater for emergency back-up
- 90° elbow and drain valve supplied as standard
- Standard and slimline models available



25 YEAR WARRANTY



SOLAR THERMAL

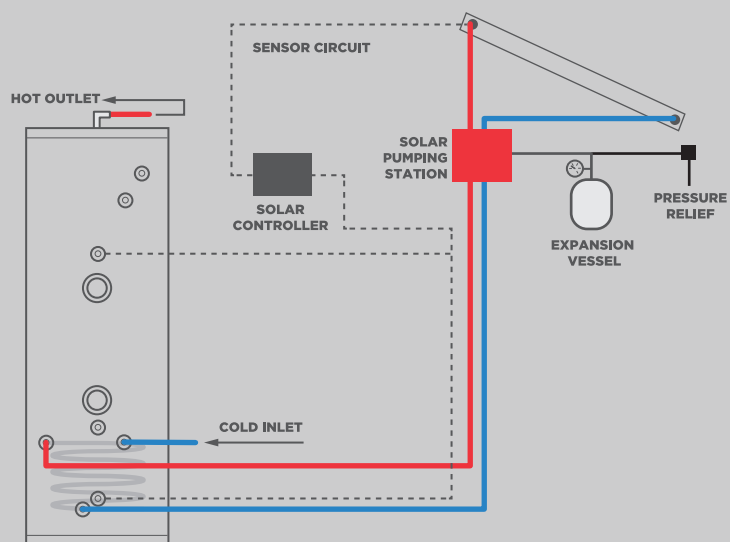


IMMERSION HEATER



WASHING MACHINE STAND COMPATIBLE

TECHNICAL SPECIFICATION



STAINLESSLITE PLUS SOLAR DIRECT

Description		SOL180d	SOL210d	SOL250d	SOL300d	SOL400d
Product stock code		PLUDR180S	PLUDR210S	PLUDR250S	PLUDR300S	PLUDR400S
ErP rating		B	B	C	C	C
Heat loss	watts	55	62	74	86	87
Capacity	litres	178	208	248	287	393
Height	mm	1306	1494	1744	1990	2030
Diameter	mm	550	550	550	550	630
Weight (empty)	kg	30	34	39	43	49
Weight (full)	kg	208	242	287	330	449
Heat up time	min	n/a	n/a	n/a	n/a	n/a
Dedicated solar volume	litres	60	70	84	100	150
Number of immersions		2	2	2	2	2
Secondary return		No	Yes	Yes	Yes	Yes

STAINLESSLITE PLUS SOLAR SLIMLINE DIRECT

Description		SOL180d	SOL210d
Product stock code		PLUDR180S	PLUDR210S
ErP rating		C	C
Heat loss	watts	67	74
Capacity	litres	183	202
Height	mm	1791	1963
Diameter	mm	475	475
Weight (empty)	kg	34	36
Weight (full)	kg	215	233
Heat up time	min	n/a	n/a
Dedicated solar volume	litres	60	70
Number of immersions		2	2
Secondary return		No	Yes

NOTES: 1. Heat up time from 15°C to 60°C (applies to primary heat source only). 2. For further ErP information, please refer to the installation manual at www.gledhill.net. 3. The schematics shown above are representational, please refer to the installation manual for full technical requirements.
*Slimline is only available in 180 and 210L.

STAINLESSLITE PLUS INDIRECT SOLAR

AVAILABLE IN 180 | 210 | 250 | 300 | 400 LITRES

Standard and Slimline



STAINLESSLITE PLUS
INDIRECT NOW
B-RATED UP TO 210L

KEY FEATURES

- Designed for use with gas or oil boilers, either sealed system or open vented
- High efficiency corrugated coil maximises heat transfer to the cylinder of water
- Corrugated coil provides faster reheat times compared to plain coil
- 3kW incoloy immersion heater for emergency back-up
- 90° elbow and drain valve supplied as standard
- Standard and slimline models available



25 YEAR WARRANTY



LIGHTEST CYLINDER ON THE MARKET



SOLAR THERMAL

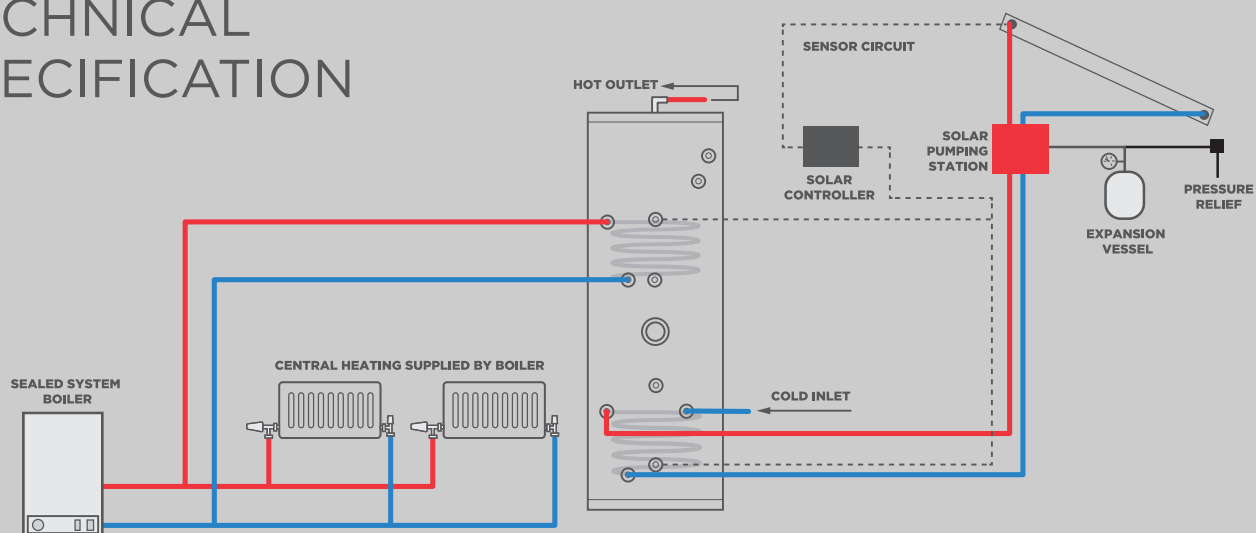


IMMERSION HEATER



WASHING MACHINE STAND COMPATIBLE

TECHNICAL SPECIFICATION



STAINLESSLITE PLUS SOLAR INDIRECT

Description		SOL180i	SOL210i	SOL250i	SOL300i	SOL400i
Product stock code		PLUIN180S	PLUIN210S	PLUIN250S	PLUIN300S	PLUIN400S
ErP rating		B	B	C	C	C
Heat loss	watts	55	62	74	86	87
Capacity	litres	178	208	248	287	393
Height	mm	1306	1494	1744	1990	2030
Diameter	mm	550	550	550	550	630
Weight (empty)	kg	31	35	40	44	59
Weight (full)	kg	209	243	288	331	459
Heat up time	min	28	35	38	41	45
Dedicated solar volume	litres	96	101	107	125	165
Number of immersions		1	1	1	1	1
Secondary return		No	Yes	Yes	Yes	Yes

STAINLESSLITE PLUS SOLAR SLIMLINE INDIRECT

Description		SOL180i-SL	SOL210i-SL
Product stock code		PLUIN180SSL	PLUIN210SSL
ErP rating		C	C
Heat loss	watts	67	74
Capacity	litres	183	202
Height	mm	1791	1963
Diameter	mm	475	475
Weight (empty)	kg	34	36
Weight (full)	kg	215	233
Heat up time	min	28	35
Dedicated solar volume	litres	60	70
Number of immersions		1	1
Secondary return		No	Yes

NOTES: 1. Heat up time from 15°C to 60°C (applies to primary heat source only). 2. For further ErP information, please refer to the installation manual at www.gledhill.net. 3. The schematics shown above are representational, please refer to the installation manual for full technical requirements. 4. Slimline is only available in 180 and 210L.

STAINLESSLITE PLUS HORIZONTAL SOLAR

AVAILABLE IN 180 | 210 | 250 | 300 LITRES

KEY FEATURES

- One of the first independently approved domestic horizontal unvented cylinders
- Provides the ideal solution for height restricted installation spaces
- Specifically designed for use with solar thermal panels in addition to gas or oil boilers
- 3kW incoloy immersion heater for emergency back-up



STAINLESSLITE PLUS



SCAN ME



25 YEAR WARRANTY



LIGHTEST CYLINDER ON THE MARKET

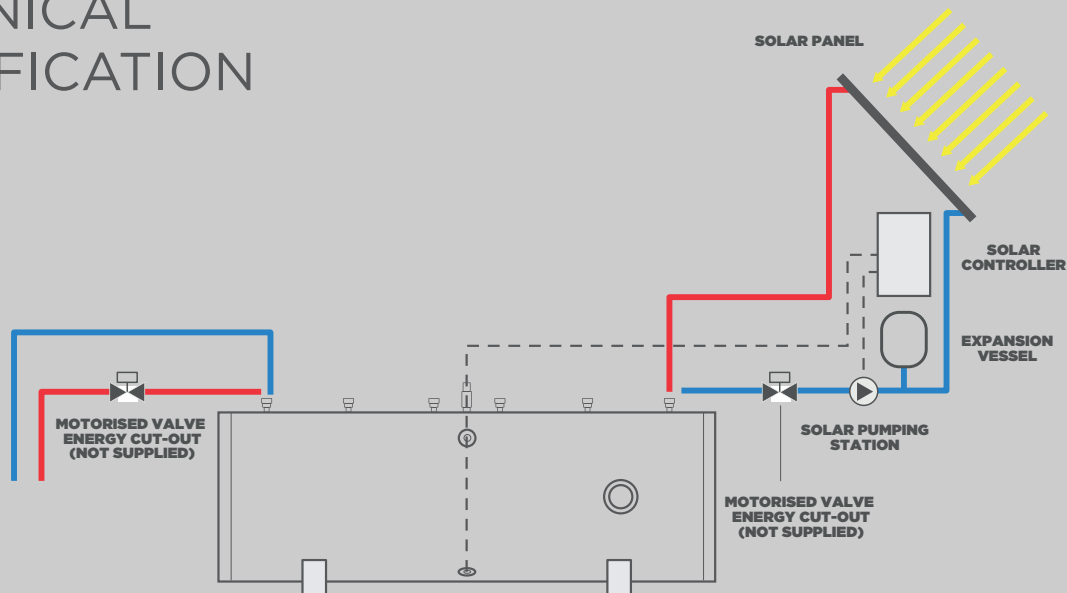


SOLAR THERMAL



IMMERSION HEATER

TECHNICAL SPECIFICATION



STAINLESSLITE PLUS HORIZONTAL SOLAR

Description		IND180 SOL	IND210 SOL	IND250 SOL	IND300 SOL
Product stock code		PLUIN180SH	PLUIN210SH	PLUIN250SH	PLUIN300SH
ErP rating		C	C	C	C
Heat loss	watts	78	82	86	91
Capacity	litres	170	204	244	287
Overall height	mm	588	588	588	588
Overall width	mm	1306	1494	1744	1990
Diameter	mm	550	550	550	550
Weight (empty)	kg	29	31	34	45
Weight (full)	kg	199	235	278	332
Heat up time	min	21	24	38	26
Number of immersions		1	1	1	1
Secondary return		No	Yes	Yes	Yes

STAINLESSLITE PLUS

NOTES: 1. The dedicated solar volume is the amount of water that cannot be heated by any other heat source in line with ADL1 Compliance. 2. Heat up time from 15°C to 60°C (applies to primary heat source only). 3. For further ErP information, please refer to the installation manual at www.gledhill.net. 4. The schematics shown above are representational, please refer to the installation manual for full technical requirements.

WHAT IS A THERMAL STORE?

A THERMAL STORE IS THE PERFECT SOLUTION FOR A HOME'S HEATING AND WATER REQUIREMENTS. OFFERING MAINS PRESSURE HOT WATER WITH VIRTUALLY ZERO MAINTENANCE, THERMAL STORES ARE DESIGNED TO REDUCE HEATING COSTS BY PROVIDING COMPLETE FLEXIBILITY FOR HOUSEHOLDERS TO USE MULTIPLE ENERGY SOURCES.

The hot water within the store circulates around the heating system to heat the property, while mains cold water is instantaneously heated through a plate heat exchanger, to provide hot water.

All our thermal stores enable greater flexibility of location in the building, as there is no requirement to install discharge pipework to an outside wall.

BENEFITS OF THERMAL STORES

- ✓ PROVIDE MAINS PRESSURE HOT WATER
- ✓ USE FOR BOTH HEATING AND HOT WATER
- ✓ NO ANNUAL MAINTENANCE OR SAFETY CHECK REQUIREMENT
- ✓ NO DISCHARGE PIPEWORK
- ✓ NO RISK OF LEGIONELLA
- ✓ NO G3 QUALIFICATION REQUIREMENT



TORRENT STAINLESS OPEN VENTED SOLAR

AVAILABLE IN 150 | 180 | 210 | 250 | 350 LITRES



KEY FEATURES

- Specifically designed for use with solar thermal panels
- Utilises open vented boiler to heat the store directly
- 3kW immersion heater for emergency back-up
- Utilises solid fuel connections
- Provides mains pressure hot water
- Blanking caps supplied



5 YEAR
WARRANTY

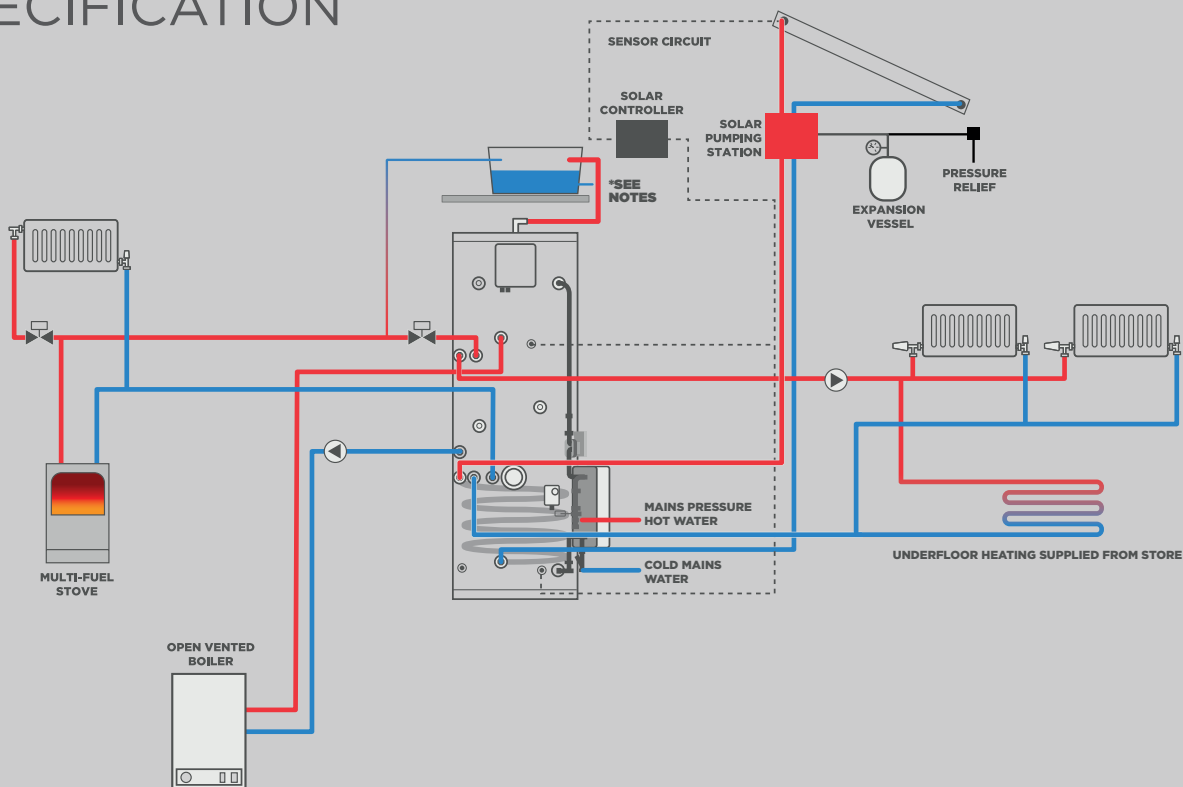


SOLAR
THERMAL



IMMERSION
HEATER

TECHNICAL SPECIFICATION



TORRENTSTAINLESS OPEN VENTED SOLAR

Description		TST150OVSOL	TST180OVSOL	TST210OVSOL	TST250OVSOL	TST350OVSOL
ErP rating		B	B	B	C	C
Heat loss	watts	47	55	62	74	79
Capacity	litres	148	178	208	248	345
Unit height	mm	1118	1306	1494	1744	1765
Unit Diameter	mm	550	550	550	550	630
Dedicated solar volume	litres	64	74	84	97	130
Max. solar collector area¹	m ²	2.22	2.54	2.91	3.88	4.64
Solar heat exch. surface area	m ²	0.78	0.78	1.27	1.27	1.27
Max. hot water flow rate	litres/min	26.5	26.5	26.5	26.5	26.5
Maximum dwelling type	bath	1	1	1	2	2
	shower room	-	-	1	1	2
	bed	1-2	2-3	2-3	3-4	4-5

NOTES:

- To comply with the Building Regulations ADL1 Domestic Heating Compliance Guide.
- Additional height for feed and expansion tank will need to be allowed if it is to be sited in the same cupboard.
- Vent pipes shown through the side of the feed and expansion tank may not be suitable for all systems. Installers must check suitability.
- The standard open vented store relies on a feed and expansion tank suitably sited above the highest radiator point to provide sufficient head for the system. As the domestic hot water is at mains pressure, the Torrent Stainless OV Sol itself can be sited anywhere in the property.
- The feed and expansion tank must be sized to take the water expansion of the whole system (ie. solid fuel boiler, cylinder, open flue boiler and auxiliary heating).
- The feed and expansion tank is not supplied as standard with the unit, but is available as an optional extra at the time of order.
- For all solid fuel applications, copper feed and expansion tanks are required and are available as an optional extra at the time of order.
- Full pipe not shown see manual for full details.

TORRENT STAINLESS SP SOLAR

AVAILABLE IN 150 | 180 | 210 | 250 | 350 LITRES



TORRENT STAINLESS

KEY FEATURES

- Specifically designed for use with solar thermal panels
- Sealed primary boiler connections as standard
- 3kW immersion heater for emergency back-up
- Provides mains pressure hot water
- Where there is no solar input, the coils can be connected to a solid fuel connection for a additional heat source
- Blanking caps supplied
- Includes solid fuel connections



SCAN ME



5 YEAR WARRANTY

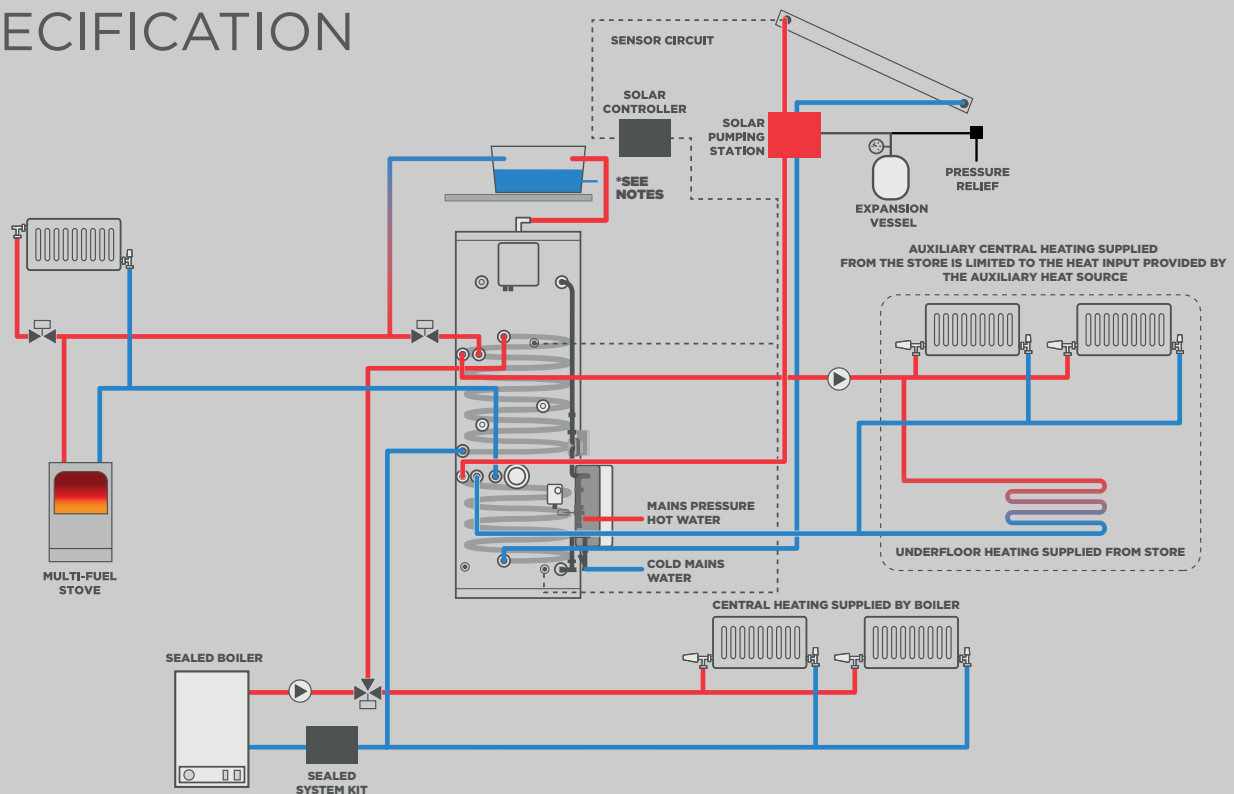


SOLAR THERMAL



IMMERSION HEATER

TECHNICAL SPECIFICATION



TORRENTSTAINLESS SP SOLAR

Description		TST150SPSOL	TST180SPSOL	TST210SPSOL	TST250SPSOL	TST350SPSOL
ErP rating		B	B	B	C	C
Heat loss	watts	47	55	62	74	79
Capacity	litres	148	178	208	248	345
Unit height	mm	1118	1306	1494	1744	1765
Unit Diameter	mm	550	550	550	550	630
Dedicated solar volume	litres	64	74	84	97	130
Max. solar collector area ¹	m ²	2.22	2.54	2.91	3.88	4.64
Solar heat exch. surface area	m ²	0.78	0.78	1.27	1.27	1.27
Max. hot water flow rate	litres/min	26.5	26.5	26.5	26.5	26.5
Maximum dwelling type	bath	1	1	1	2	2
	shower room	-	-	1	1	2
	bed	1-2	2-3	2-3	3-4	4-5

To comply with the Building Regulations ADL1 Domestic Heating Compliance Guide.

- Additional height for feed and expansion tank will need to be allowed if it is to be sited in the same cupboard.
- Vent pipes shown through the side of the feed and expansion tank may not be suitable for all systems. Installers must check suitability.
- The standard open vented store relies on a feed and expansion tank suitably sited above the highest radiator point to provide sufficient head for the system connected to the store. As the domestic hot water is at mains pressure, the Torrent Stainless SP Sol itself can be sited anywhere in the property.
- The Torrent Stainless SP Sol can be installed as a standard 'S' plan or 'Y' plan. The benefit of this is more flexibility on the location of the feed and expansion tank. However, when installed this way the central heating output will not gain heat from the solar thermal input to the thermal store.
- The feed and expansion tank must be sized to take the water expansion of the whole system (ie. solid fuel boiler, cylinder, open flue boiler and auxiliary heating).
- The feed and expansion tank is not supplied as standard with the unit, but is available as an optional extra at the time of order.
- For all solid fuel applications, copper feed and expansion tanks are required and are available as an optional extra at the time of order.
- Full pipe not shown see manual for full details.

STAINLESSLITE PLUS BUFFER STORE

AVAILABLE IN 90 | 120 | 210 | 300 | 400 LITRES

Direct and Indirect



STAINLESSLITE PLUS

STAINLESSLITE PLUS BUFFER STORE NOW B-RATED UP TO 210L

KEY FEATURES

- Used with either an open vented primary system or a sealed primary system
- Indirect version enables open and sealed systems to be combined
- Buffer store enables combination of different heat sources and provides hydraulic break between systems providing supply for both space heating and DHW appliances
- Designed for the use of multiple heat source inputs like heat pumps, solar thermal, solid fuel as well as gas and oil boilers
- Indirect models enable the systems to work with different pressures and different circulating fluid types to combined eg boiler systems and solar thermal



25 YEAR WARRANTY



GAS OR OIL BOILERS

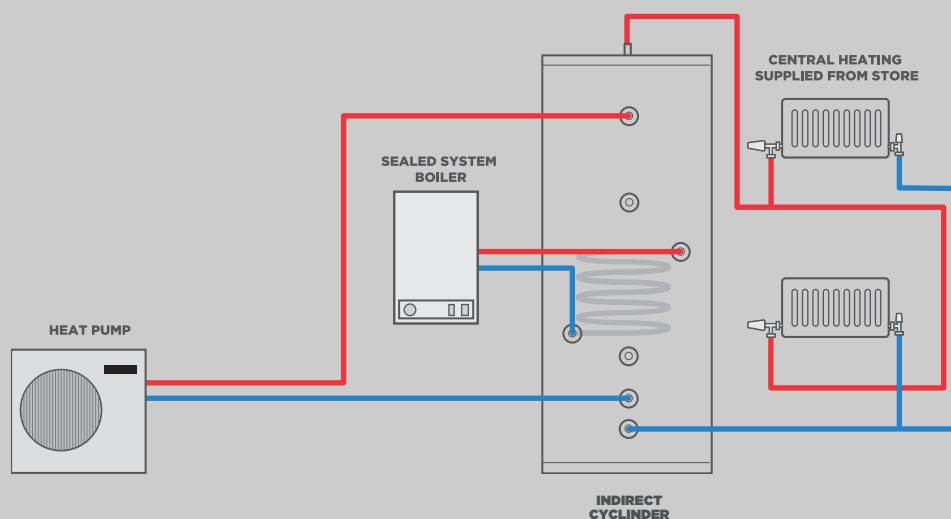


AIR OR GROUND SOURCE HEAT PUMPS



WASHING MACHINE STAND COMPATIBLE

INDIRECT TECHNICAL SPECIFICATION



STAINLESSLITE BUFFER STORE DIRECT

Description		90D	120D	210D	300D	400D
Product stock code		PLUDR090B	PLUDR120B	PLUDR210B	PLUDR300B	PLUDR400B
ErP rating		A	B	B	C	C
Heat loss	watts	32	39	62	86	87
Heat loss (kW/24hr)	watts	0.77	0.94	1.49	2.06	2.09
Capacity	litres	91	119	208	287	393
Height	mm	764	931	1494	1990	2030
Diameter	mm	550	550	550	550	630
Weight (empty)	kg	17	20	30	39	51
Weight (full)	kg	108	139	238	326	451

STAINLESSLITE BUFFER STORE INDIRECT

Description		120IND	210IND	300IND	400IND
Product stock code		PLUIN120B	PLUIN210B	PLUIN300B	PLUIN400B
ErP rating		B	B	C	C
Heat loss	watts	39	62	86	87
Heat loss (kW/24hr)	watts	0.94	1.49	2.06	2.09
Capacity	litres	119	208	287	393
Height	mm	931	1494	1990	2030
Diameter	mm	550	550	550	630
Weight (empty)	kg	22	32	41	55
Weight (full)	kg	141	240	328	455

NOTES: 1. For further ErP information, please refer to the installation manual at www.gledhill.net
 2. The schematics shown above are representational, please refer to the installation manual for full technical requirements. 3. Indirect is only available in 120 to 400L.

STAINLESSLITE PLUS FLEXIBLE BUFFER STORE

AVAILABLE IN 90 | 120 | 210 | 250 | 300 | 400 LITRES



**STAINLESSLITE PLUS
FLEXIBLE BUFFER STORE
NOW B-RATED UP TO 210L**

KEY FEATURES

- The Flexible duplex stainless steel buffer can be used with either an open vented primary system or a sealed primary system.
- Allows any combination of flow and return connections to the buffer; up to a total of 4. More flows and returns can be handled by the use of headers.
- Designed for use with many heat sources, heat pumps, solar thermal, gas boiler, and oil boilers. Designed for use with many heat outputs, radiators systems, underfloor heating systems, and unvented cylinders.
- Works up to 3.5 bar pressure.



**LIGHTEST
CYLINDER
ON THE
MARKET**



**GAS OR OIL
BOILERS**

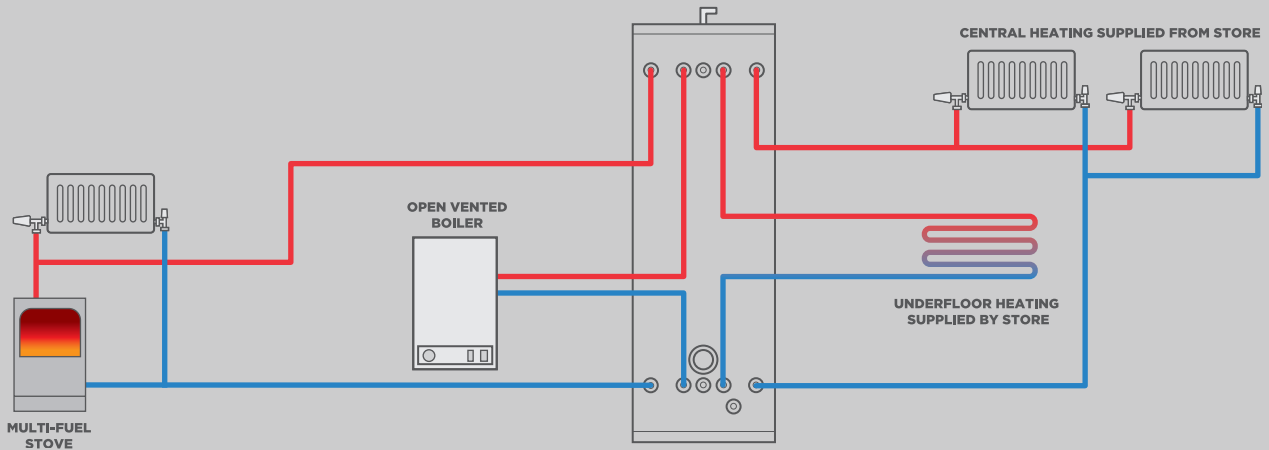


**AIR OR
GROUND
SOURCE
HEAT PUMPS**



**WASHING
MACHINE
STAND
COMPATIBLE**

TECHNICAL SPECIFICATION



STAINLESSLITE FLEXIBLE BUFFER STORE

Description		90FLX	120FLX	210FLX	250FLX	300FLX	400FLX
Product stock code		PLU090MB	PLU120MB	PLU210MB	PLU250MB	PLU300MB	PLU400MB
ErP rating		A	B	B	C	C	C
Heat loss	watts	32	39	62	74	86	87
Heat loss (kW/24hr)	watts	0.77	0.94	1.49	1.78	2.06	2.09
Capacity	litres	91	119	208	248	287	393
Height	mm	764	931	1494	1744	1990	2030
Diameter	mm	550	550	550	550	550	630
Weight (empty)	kg	18	21	30	34	39	51
Weight (full)	kg	109	140	238	282	326	451

STAINLESSLITE PLUS

SUNSPEED



**DOMESTIC HOT WATER
CYLINDERS DESIGNED FOR
USE WITH SOLAR PANELS**

KEY FEATURES

- 2017 ErP compliant
- Standard 1 inch male & female tappings with optional compression fittings available
- 10 year warranty
- Low standing heat loss
- 100% recyclable



**GAS OR OIL
BOILERS**



**SOLAR
THERMAL**



**WASHING
MACHINE
STAND
COMPATIBLE**

SUNSPEED

Product stock code		BSUN201	BSUN202	BSUN203	BSUN207	BSUN208	BSUN209	BSUN210	BSUN211
ErP rating		C	C	C	C	C	C	C	C
Nominal Overall Capacity	litres	115	134	146	144	166	188	205	218
Cylinder Size	mm	1050 x 400	1200 x 400	1300 x 400	1050 x 450	1200 x 450	1300 x 450	1400 x 450	1500 x 450
Dedicated Solar Volume	litres	41	55	61	60	77	84	92	109
Surface Area of Solar Coil	m ²	0.29	0.29	0.29	0.29	0.36	0.36	0.43	0.44

Domestic hot water copper cylinder for use with solar energy.

SunSpeed is a domestic hot water cylinder designed for use with solar panels. It is a copper cylinder with two heat exchangers, one for solar input and one for a boiler input.

The dedicated solar volumes range from 34% to 49% with the majority exceeding 40% enabling the best use of the solar panels. These dedicated solar volumes allow maximum suitable solar panels surface area from 2.9m² to 4.4m². The surface area of the solar heat exchanger coil is designed to exceed Building Regulations requirements.

The boiler coil comes into play in the cooler months of the year as the solar input diminishes.

A correctly sized cylinder will ensure enough hot water is available to the householder during these months as the dedicated solar volume will not be heated by the boiler. The boiler coil is sized appropriately to the cylinder and gives a recovery time of less than 26 minutes with sizes to meet all regulations.

The SunSpeed is an open vented cylinder which makes the location of the cylinder more flexible because the cylinder does not require a safety discharge pipe.

The SunSpeed cylinders are insulated using 35mm HCFC free EnviroFoam to comply with Part L of the Building Regulations. This insulation incorporates Polyol which is derived from rapeseed oil - a fully renewable resource. It also provides exceptionally low standing heat loss.

GLEDHILL CYLINDER **WASHING** **MACHINE FRAME**

**COMPATIBLE WITH:
CYLINDERS BETWEEN 120L - 250L**

Product Features:

The Gledhill washing machine frame **perfectly accommodates** all of our Platinum Direct cylinder sizes as well as over 50% of our Platinum Indirect cylinders. In addition, our washing machine frame is suitable for nearly all our Stainlesslite Plus 120L - 250L hot water cylinders as well as our Stainless ES and Gledhill Stainless Pro cylinders between 120L and 250L in size.

Designed with space saving efficiency in mind for new build homes as well as apartments our washing machine frame comes flat packed and when built up has a height of 910mm, width of 670mm and depth of 600mm making it the **perfect solution for any space restriction issue.**

- Engineered from Stainless Steel for stability
- Accommodates 120L - 250L cylinder sizes
- Arrives flat packed and built in minutes
- Solution for space restrictions in new builds and apartment complexes
- Designed for all cylinders ranges including Platinum



SUPPORT GUARANTEED

OUR PRODUCT RANGE HAS BEEN
CONSTRUCTED TO PROVIDE A SUITABLE
SOLUTION FOR EVERY APPLICATION.



PEACE OF MIND

All our unvented cylinders come with a 25
year guarantee, as standard. Except copper (10 years),
Torrent (all Thermal storage), (5 years)



RELIABILITY

Each of our products is subject to rigorous testing to
emulate its lifecycle and ensure optimal performance.



STEP 3: MANUFACTURED

At our centres of excellence here in the UK




STEP 4: NEXT DAY DELIVERY

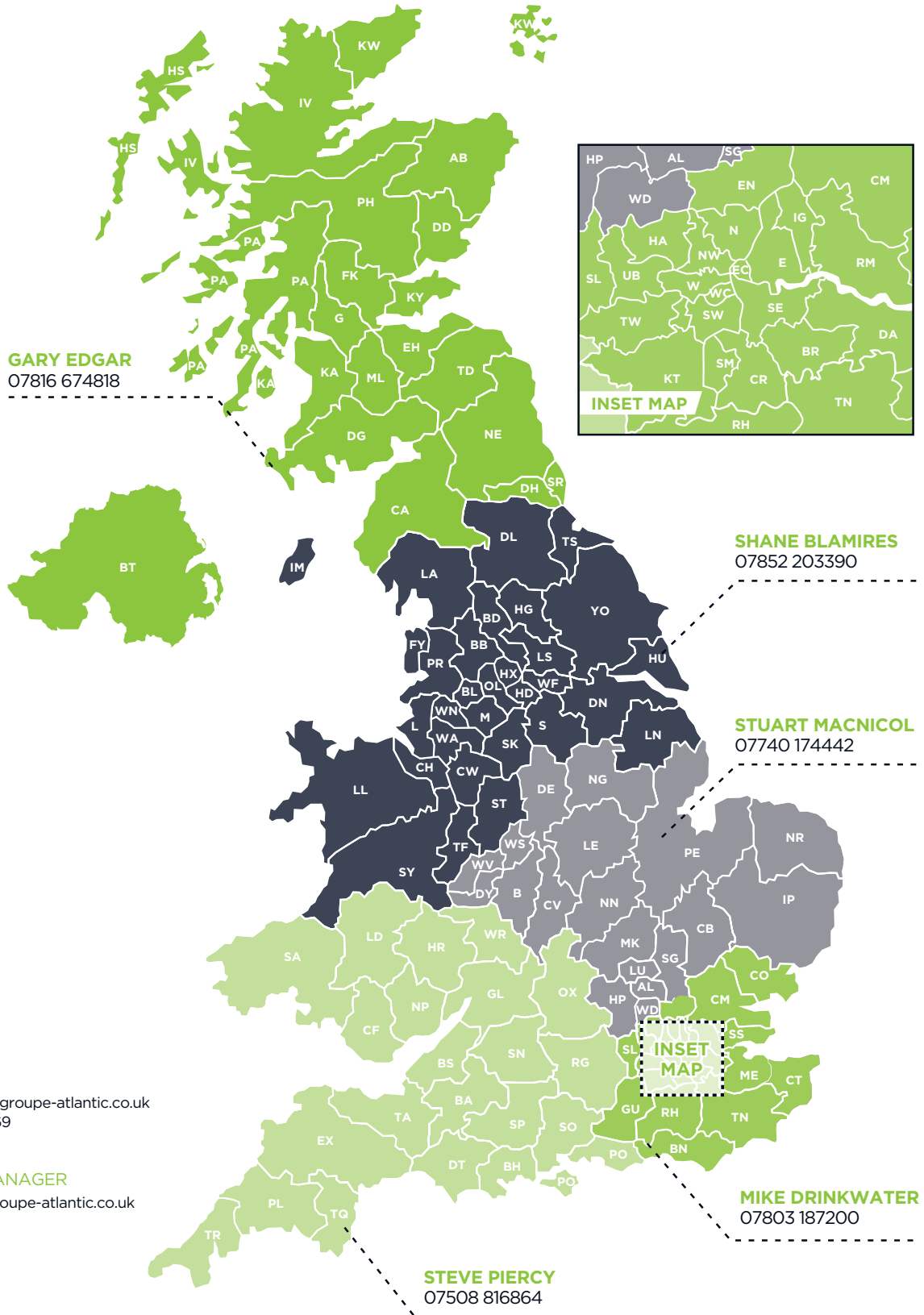
To any mainland UK address



GLEDHILL SALES MANAGERS' AREAS



SALES MAP



A DISTRIBUTION NETWORK YOU CAN TRUST

Our unique structure, consisting of five distribution hubs, is geographically situated for effective, widespread product availability.

Allowing us to have full control over our own fleet of vehicles, enabling us to add value and meet the demand of our customers.



DISTRIBUTION MAP

THE NUMBER ONE UK
CYLINDER MANUFACTURER



For further information
and full terms and conditions,
please visit our website at

GLEDHILL.NET

Gledhill Building Products Limited
Sycamore Estate,
Squires Gate,
Blackpool
FY4 3RL

T: 01253 474550

E: enquiries@gledhill.net