



GFS-H₂
the future of CSST
Hydrogen ready products



CONTENTS

ABOUT GFS 2

OUR STORY 3

GFS CSST SYSTEM 4-7

GFS PMAX 8

GFS ADDITIONAL SERVICES 9

GFS PLUS 10-11

GFS SUPAWRAP 12

GFS CONTRACTOR KITS 13

GFS FITTING ASSEMBLY 14

GFS CSST FAQs 15

GFS HYDROGEN READY 16

GFS LEVER VALVE 17

GFS CATERING HOSES 18

GFS COOKER HOSES 19


GFS GAS COOKER SOCKETS 20



GFS HOBLINE 21



ABOUT GFS

At GFS we manufacture and export high quality and innovative, patented gas products. Many of our gas products have unique features offering exceptional benefits to GFS customers.





OUR STORY

Bes Yapi started manufacturing products under the Gas Flex Systems (GFS) brand in 2004. Established in 1996, Bes Yapi are one of the leading manufacturers. We produce high-quality, innovative stainless steel gas and flexible metal hoses. We now export GFS products to over 26 countries worldwide, on 5 continents! The GFS UK office and warehousing is now based in St. Albans Hertfordshire. All our products are available in the UK via our approved distribution network.

GFS CSST is manufactured to BS EN 15266, providing the safest, most efficient and fastest CSST system in the market. GFS PMAX is our double containment sleeve CSST suitable for unvented voids, GFS PLUS comes pre-sleeved and is also the first pipe-in-pipe CSST solution available in the UK. GFS Cooker Hoses are universal and suitable for both natural gas and LPG. Both the Angled Bayonet and Micropoint Cooker Hoses come complete with a patented swivel end.

GFS also manufactures catering hoses in compliance with BS669-2. Our patented HobLine is a gas hob kit saving up to 50% installation time over traditional plumbing materials. GFS are proud to be a symbol of high-quality products, many carrying unique patented features only available to our brand. Our products possess many of the leading international standards including:

- BSI
- Kite Mark
- TSE
- ARGB

Our key focus is on innovation, each solution GFS brings to the market offers superior and market leading features.





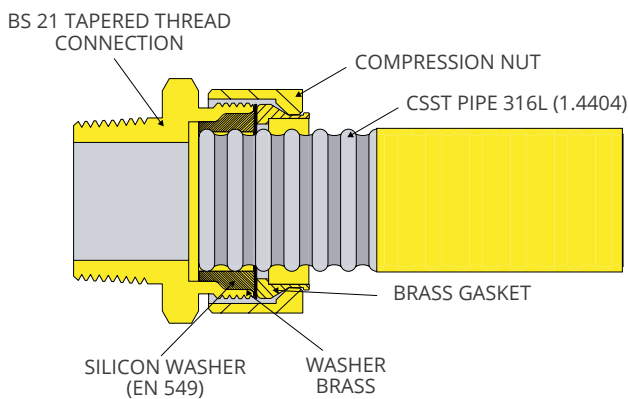


Hydrogen ready products

The GFS CSST fitting system is the only “Push and Seal” mechanical push fit system. This market leading product is patented and exclusive to GFS.

Our CSST is easy to bend and reduces the number of fittings and materials needed. This is in comparison to rigid pipe and traditional plumbing materials.

It's advised that all installations are correctly supported with suitable pipe clips. It is also advised that installations are earth bonded under relevant countries' standards.



WHY GFS CSST?

- ✓ QUICK & EASY INSTALLATION
- ✓ PUSH & SEAL SECURE MECHANICAL FITTINGS
- ✓ COUNTDOWN MARKING
- ✓ ANNEALED FOR EASY FORMING
- ✓ SAVES UP TO 70% INSTALLATION TIME
- ✓ COST EFFECTIVE
- ✓ LIGHTWEIGHT
- ✓ NO SPECIAL TOOLING REQUIRED
- ✓ GFS PLUS PRE-SLEEVED VERSION AVAILABLE
- ✓ SAFER
- ✓ PATENTED DESIGN
- ✓ BS-EN15266 CERTIFIED

Based on its material properties GFS CSST offers a high resistance to corrosion. GFS CSST is a stainless steel metal hose with a corrugated construction. It conforms to EN 10380 produced in 316L (1,4404) stainless steel to EN 10028-7 standards.


The GFS CSST system is fully permitted for use on 1st, 2nd and 3rd family gases (Natural Gas, LPG and Manufacturing Gas).

Caution CSST tube ends are sharp. Use care when handling.

CSST Pipe Length



Male Iron Coupler



Female Iron Coupler



CSST to Compression Coupler



CSST to CSST Reduced Coupler



CSST Equal Tee



CSST Pipe Coil



GFS Elbow



Coil Pipe Cutter



Male Iron Test Point



THE EN 15266 STANDARDS

Specifies the requirements for material, design, manufacture, testing and marking of stainless steel pliable corrugated gas tubing. Working to a maximum operating pressure less than or equal to 0.5bar and a nominal size range from DN15 to DN50.

YELLOW PE COMPOUND JACKET

The corrugated stainless steel tubing of CSST is covered with an easy to identify Yellow PE Compound Jacket. Made using PE (Polyethylene) which is both fire retardant and resistant to UV (Ultra Violet).

GFS CSST FITTINGS (DZR)

We manufacture GFS CSST fittings from dezincification resistant brass (DZR) to EN 12164 standards. They are nickel coated for added material protection and corrosion resistance.

SIZES AVAILABLE

Sizes available in DN15, DN20, DN25, DN32, DN40 and DN50 nominal bore dimensions.

COILS

Product code	Description	Size
15266-FLX-15-15	GFS COIL DN15 X 15M	DN15
15266-FLX-15-30	GFS COIL DN15 X 30M	DN15
15266-FLX-15-45	GFS COIL DN15 X 45M	DN15
15266-FLX-15-60	GFS COIL DN15 X 60M	DN15
15266-FLX-15-75	GFS COIL DN15 X 75M	DN15
15266-FLX-15-90	GFS COIL DN15 X 90M	DN15
15266-FLX-20-15	GFS COIL DN20 X 15M	DN20
15266-FLX-20-30	GFS COIL DN20 X 30M	DN20
15266-FLX-20-45	GFS COIL DN20 X 45M	DN20
15266-FLX-20-60	GFS COIL DN20 X 60M	DN20
15266-FLX-20-75	GFS COIL DN20 X 75M	DN20
15266-FLX-20-90	GFS COIL DN20 X 90M	DN20
15266-FLX-25-15	GFS COIL DN25 X 15M	DN25
15266-FLX-25-30	GFS COIL DN25 X 30M	DN25
15266-FLX-25-45	GFS COIL DN25 X 45M	DN25
15266-FLX-25-60	GFS COIL DN25 X 60M	DN25
15266-FLX-25-75	GFS COIL DN25 X 75M	DN25
15266-FLX-25-90	GFS COIL DN25 X 90M	DN25
15266-FLX-32-15	GFS COIL DN32 X 15M	DN32
15266-FLX-32-30	GFS COIL DN32 X 30M	DN32
15266-FLX-32-45	GFS COIL DN32 X 45M	DN32
15266-FLX-32-60	GFS COIL DN32 X 60M	DN32
15266-FLX-32-75	GFS COIL DN32 X 75M	DN32
15266-FLX-32-90	GFS COIL DN32 X 90M	DN32
15266-FLX-40-15	GFS COIL DN40 X 15M	DN40
15266-FLX-40-30	GFS COIL DN40 X 30M	DN40
15266-FLX-40-45	GFS COIL DN40 X 45M	DN40
15266-FLX-40-60	GFS COIL DN40 X 60M	DN40
15266-FLX-40-75	GFS COIL DN40 X 75M	DN40
15266-FLX-40-90	GFS COIL DN40 X 90M	DN40
15266-FLX-50-15	GFS COIL DN50 X 15M	DN50
15266-FLX-50-30	GFS COIL DN50 X 30M	DN50
15266-FLX-50-45	GFS COIL DN50 X 45M	DN50
15266-FLX-50-60	GFS COIL DN50 X 60M	DN50

SILICON RUBBER SEALING

All GFS CSST fittings include a heat resistant silicon rubber sealing ring olive and brass compression washer. The silicon rubber sealing ring olive is flame retardant (EN 549 approved). It is temperature tested to pass the high temperature test of EN1775 of 821 K in 30 mins in accordance with the curve specified in ISO 834-1.

YELLOW RETAINING CLIP

GFS CSST fittings have a unique yellow retaining clip that is removed and disposed of once the fitting has been inserted onto the CSST pipe. The GFS CSST fitting can then be fully tightened onto the CSST pipe with appropriate spanners or wrenches to achieve its mechanical gas tight seal.

WARRANTY

The GFS CSST system has a warranty of 2 years, free from defects in workmanship and materials.

GUARANTEE

The GFS CSST system is manufactured in accordance with EN 15266 has a material guarantee for 20 years.

STRAIGHT, REDUCED AND COMPRESSION COUPLERS

Product code	Description	Size
15266-DRC-01	GFS DN20 X DN15 REDUCING COUPLING	DN20 X DN15
15266-DRC-02	GFS DN25 X DN20 REDUCING COUPLING	DN25 X DN20
15266-DRC-03	GFS DN32 X DN25 REDUCING COUPLING	DN32 X DN25
15266-NRC-01	GFS DN15 COUPLING	DN15 X DN15
15266-NRC-02	GFS DN20 COUPLING	DN20 X DN20
15266-NRC-03	GFS DN25 COUPLING	DN25 X DN25
15266-NRC-04	GFS DN32 COUPLING	DN32 X DN32
15266-NRC-05	GFS DN40 COUPLING	DN40 X DN40
15266-NRC-06	GFS DN50 COUPLING	DN50 X DN50
15266-CAD-01	GFS DN15 X 15MM REDUCING COUPLING	DN15 X 15MM
15266-CAD-02	GFS DN20 X 15MM REDUCING COUPLING	DN20 X 15MM
15266-CAD-03	GFS DN20 X 22MM REDUCING COUPLING	DN20 X 22MM
15266-CAD-04	GFS DN25 X 22MM REDUCING COUPLING	DN25 X 22MM
15266-CAD-05	GFS DN25 X 28MM REDUCING COUPLING	DN25 X 28MM
15266-CAD-06	GFS DN32 X 28MM REDUCING COUPLING	DN32 X 28MM
15266-CAD-07	GFS DN32 X 35MM REDUCING COUPLING	DN32 X 35MM
15266-CAD-08	GFS DN32 X 22MM REDUCING COUPLING	DN32 X 22MM

STRAIGHT CONNECTORS MALE IRON

Product code	Description	Size
15266-SCM-01	GFS DN15 X 1/2" STRAIGHT CONN MI	DN15 X 1/2"
15266-SCM-02	GFS DN15 X 3/4" STRAIGHT CONN MI	DN15 X 3/4"
15266-SCM-03	GFS DN20 X 1/2" STRAIGHT CONN MI	DN20 X 1/2"
15266-SCM-04	GFS DN20 X 3/4" STRAIGHT CONN MI	DN20 X 3/4"
15266-SCM-05	GFS DN20 X 1" STRAIGHT CONN MI	DN20 X 1"
15266-SCM-06	GFS DN25 X 1/2" STRAIGHT CONN MI	DN25 X 1/2"
15266-SCM-07	GFS DN25 X 3/4" STRAIGHT CONN MI	DN25 X 3/4"
15266-SCM-08	GFS DN25 X 1" STRAIGHT CONN MI	DN25 X 1"
15266-SCM-09	GFS DN25 X 1 1/4" STRAIGHT CONN MI	DN25 X 1 1/4"
15266-SCM-10	GFS DN32 X 1/2" STRAIGHT CONN MI	DN32 X 1/2"
15266-SCM-11	GFS DN32 X 3/4" STRAIGHT CONN MI	DN32 X 3/4"
15266-SCM-12	GFS DN32 X 1" STRAIGHT CONN MI	DN32 X 1"
15266-SCM-13	GFS DN32 X 1 1/4" STRAIGHT CONN MI	DN32 X 1 1/4"
15266-SCM-14	GFS DN40 X 1 1/2" STRAIGHT CONN MI	DN40 X 1 1/2"
15266-SCM-15	GFS DN50 X 1 1/4" STRAIGHT CONN MI	DN50 X 1 1/4"
15266-SCM-16	GFS DN50 X 2" STRAIGHT CONN MI	DN50 X 2"

MALE IRON TEST POINT

Product code	Description	Size
15266-STN-01	GFS DN20 X 3/4" STRAIGHT CONN MI C/W TEST POINT	DN20 X 3/4"
15266-STN-02	GFS DN25 X 1" STRAIGHT CONN MI C/W TEST POINT	DN25 X 1"
15266-STN-03	GFS DN32 X 1 1/4" STRAIGHT CONN MI C/W TEST POINT	DN32 X 1 1/4"

STRAIGHT CONNECTORS FEMALE IRON

Product code	Description	Size
15266-FRD-01	GFS DN15 X 1/2" STRAIGHT CONN FI	DN15 X 1/2"
15266-FRD-02	GFS DN15 X 3/4" STRAIGHT CONN FI	DN15 X 3/4"
15266-FRD-03	GFS DN20 X 1/2" STRAIGHT CONN FI	DN20 X 1/2"
15266-FRD-04	GFS DN20 X 3/4" STRAIGHT CONN FI	DN20 X 3/4"
15266-FRD-05	GFS DN25 X 1/2" STRAIGHT CONN FI	DN25 X 1/2"
15266-FRD-06	GFS DN25 X 3/4" STRAIGHT CONN FI	DN25 X 3/4"
15266-FRD-07	GFS DN25 X 1" STRAIGHT CONN FI	DN25 X 1"
15266-FRD-08	GFS DN32 X 1 1/4" STRAIGHT CONN FI	DN32 X 1 1/4"

TEE'S

Product code	Description	Size
15266-RTE-01	GFS DN20 X DN15 X DN15 REDUCING TEE	DN20 X DN15 X DN15
15266-RTE-02	GFS DN20 X DN20 X DN15 REDUCING TEE	DN20 X DN20 X DN15
15266-RTE-03	GFS DN25 X DN20 X DN15 REDUCING TEE	DN25 X DN20 X DN15
15266-RTE-04	GFS DN20 X DN20 X DN25 REDUCING TEE	DN20 X DN20 X DN25
15266-RTE-05	GFS DN25 X DN20 X DN25 REDUCING TEE	DN25 X DN20 X DN25
15266-RTE-06	GFS DN25 X DN20 X DN20 REDUCING TEE	DN25 X DN20 X DN20
15266-RTE-07	GFS DN25 X DN25 X DN15 REDUCING TEE	DN25 X DN25 X DN15
15266-RTE-08	GFS DN25 X DN25 X DN20 REDUCING TEE	DN25 X DN25 X DN20
15266-RTE-09	GFS DN25 X DN25 X DN32 REDUCING TEE	DN25 X DN25 X DN32
15266-RTE-10	GFS DN32 X DN25 X DN25 REDUCING TEE	DN32 X DN25 X DN25
15266-RTE-11	GFS DN32 X DN25 X DN32 REDUCING TEE	DN32 X DN25 X DN32
15266-RTE-12	GFS DN32 X DN32 X DN25 REDUCING TEE	DN32 X DN32 X DN25
15266-ETE-01	GFS DN15 EQUAL TEE	DN15 X DN15 X DN15
15266-ETE-02	GFS DN20 EQUAL TEE	DN20 X DN20 X DN20
15266-ETE-03	GFS DN25 EQUAL TEE	DN25 X DN25 X DN25

ELBOW

Product code	Description	Size
15266-ELB-01	GFS DN20 X 3/4" ELBOW 90 DEGREE MI	DN20 X 3/4"
15266-ELB-02	GFS DN25 X 1" ELBOW 90 DEGREE MI	DN25 X 1"
15266-ELB-03	GFS DN32 X 1 1/4" ELBOW 90 DEGREE MI	DN32 X 1 1/4 "

HOSE CUTTER AND PEELER

Product code	Description	Size
15266-BKM-01	GFS HOSE CUTTER	DN15 - DN25
15266-BKM-02	GFS HOSE PEELER	UP TO DN32
15266-BKM-03	GFS HOSE PEELER	UP TO DN50
15266-BKM-04	GFS HOSE CUTTER	DN32 - DN50

ACCESSORIES

Product code	Description	Size
15266-IDC-15	GFS DN15 SILICON GASKET	DN15
15266-IDC-20	GFS DN20 SILICON GASKET	DN20
15266-IDC-25	GFS DN25 SILICON GASKET	DN25
15266-IDC-32	GFS DN32 SILICON GASKET	DN32
15266-IDC-40	GFS DN40 SILICON GASKET	DN40
15266-IDC-50	GFS DN50 SILICON GASKET	DN50
15266-SCO-01	GFS DN15 WASHER BRASS	DN15
15266-SCO-02	GFS DN20 WASHER BRASS	DN20
15266-SCO-03	GFS DN25 WASHER BRASS	DN25
15266-SCO-04	GFS DN32 WASHER BRASS	DN32
15266-SCO-05	GFS DN40 WASHER BRASS	DN40
15266-SCO-06	GFS DN50 WASHER BRASS	DN50
15266-SAT-25	GFS SELF-AMALGAMATING TAPE 25 MM	25 MM
15266-SAT-50	GFS SELF-AMALGAMATING TAPE 50 MM	50 MM

GFS CSST SLEEVING

Product code	Description	Length
15266-SLV-01	GFS SLEEVE DN15-DN20-DN25	30M
15266-SLV-02	GFS SLEEVE DN32-DN40	30M

GFS P-Max® features an integrated containment sleeve which wraps around the inner GFS CSST, a stainless steel metal hose with a corrugated construction. It conforms to EN 10380 produced in 316L (1,4404) stainless steel to EN 10028-7 standards.

The outer sleeve is ridged on the underside, creating space between the outer sleeve and the pipe jacket, allowing any gas to ventilate in the event of a leak.

Can be installed in escape corridors, lobbies & protected shafts when installed in a continuous length with no joints

No hot works
Compatible with our "Push to Seal"
Flexible forming by hand

INSTALLS 70% QUICKER

Can be buried without mechanical protection
No need for secondary sleeve in unvented areas
Used in horizontal & vertical runs

DN size	Outer diameter with both sleeves	Outer diameter inner sleeve	Outer diameter no sleeves	Inside diameter	Lengths available (m)
DN15	22.5	20.9	19.9	16.0	30,75
DN20	28.9	26.4	25.4	20.0	30,75
DN25	34.0	32.4	31.4	25.4	30,45,75,90
DN32	43.4	41.8	40.8	33.0	45,75,90
DN40	50.6	49.0	48.0	40.7	45,75
DN50	62.9	61.3	60.3	50.8	45.0



Part number	Product description	Package quantity
15266-FLX-15-30MAX	DN15 GFS P-MAX CSST Sleeved Coil	30M Coil
15266-FLX-15-45MAX	DN15 GFS P-MAX CSST Sleeved Coil	45M Coil
15266-FLX-15-60MAX	DN15 GFS P-MAX CSST Sleeved Coil	60M Coil
15266-FLX-15-75MAX	DN15 GFS P-MAX CSST Sleeved Coil	75M Coil
15266-FLX-15-90MAX	DN15 GFS P-MAX CSST Sleeved Coil	90M Coil
15266-FLX-20-30MAX	DN20 GFS P-MAX CSST Sleeved Coil	30M Coil
15266-FLX-20-45MAX	DN20 GFS P-MAX CSST Sleeved Coil	45M Coil
15266-FLX-20-60MAX	DN20 GFS P-MAX CSST Sleeved Coil	60M Coil
15266-FLX-20-75MAX	DN20 GFS P-MAX CSST Sleeved Coil	75M Coil
15266-FLX-20-90MAX	DN20 GFS P-MAX CSST Sleeved Coil	90M Coil
15266-FLX-25-15MAX	DN25 GFS P-MAX CSST Sleeved Coil	15M Coil
15266-FLX-25-30MAX	DN25 GFS P-MAX CSST Sleeved Coil	30M Coil
15266-FLX-25-45MAX	DN25 GFS P-MAX CSST Sleeved Coil	45M Coil
15266-FLX-25-60MAX	DN25 GFS P-MAX CSST Sleeved Coil	60M Coil
15266-FLX-25-75MAX	DN25 GFS P-MAX CSST Sleeved Coil	75M Coil
15266-FLX-25-90MAX	DN25 GFS P-MAX CSST Sleeved Coil	90M Coil
15266-FLX-32-30MAX	DN32 GFS P-MAX CSST Sleeved Coil	30M Coil
15266-FLX-32-45MAX	DN32 GFS P-MAX CSST Sleeved Coil	45M Coil
15266-FLX-32-60MAX	DN32 GFS P-MAX CSST Sleeved Coil	60M Coil
15266-FLX-32-75MAX	DN32 GFS P-MAX CSST Sleeved Coil	75M Coil
15266-FLX-32-90MAX	DN32 GFS P-MAX CSST Sleeved Coil	90M Coil
15266-FLX-40-30MAX	DN40 GFS P-MAX CSST Sleeved Coil	30M Coil
15266-FLX-40-45MAX	DN40 GFS P-MAX CSST Sleeved Coil	45M Coil
15266-FLX-40-60MAX	DN40 GFS P-MAX CSST Sleeved Coil	60M Coil
15266-FLX-40-75MAX	DN40 GFS P-MAX CSST Sleeved Coil	75M Coil
15266-FLX-40-90MAX	DN40 GFS P-MAX CSST Sleeved Coil	90M Coil
15266-FLX-50-30MAX	DN50 GFS P-MAX CSST Sleeved Coil	30M Coil
15266-FLX-50-45MAX	DN50 GFS P-MAX CSST Sleeved Coil	45M Coil
15266-FLX-50-60MAX	DN50 GFS P-MAX CSST Sleeved Coil	60M Coil

GFS-H₂

the future of CSST

Hydrogen ready products

No need for a secondary sleeve in unvented voids

Caution CSST tube ends are sharp. Use care when handling

TAKE OFF SERVICE

We offer a FREE sizing and 'Take Off' service from any drawings | plans or gas schematics. Our technical team will provide a detailed, but simple proposed sizing and Take Off for your project, including a bill of materials.

We manufacture 3 CSST systems to cover any project type and installation requirement.



CUSTOMER MEETING ROOM

We have a customer meeting room onsite at our offices in St. Albans.





GFS Plus



GFS Plus
Coil

GFS-H₂

the future of CSST

Hydrogen ready products

GFS PLUS is the first pipe-in-pipe, CSST solution available in the UK. This innovative pre-sleeved CSST system means that you no longer have to sleeve your CSST on-site.

GFS PLUS is designed to create a gas safe, easy to install end-to-end gas connection. It can typically save an installer 70% installation time against rigid pipe and traditional plumbing materials. The flexible piping system can bend during installation around obstructions.

BS6891 (8.7) states:

- Pipework passing through a wall or a floor, whether or not it contains a cavity, shall pass through a sleeve
- No sleeve shall have joints along its length
- Any sleeve shall pass through the full width of the wall or the full thickness of the floor. The outside of the sleeve shall be secured and sealed at each end to the structure of the building with a suitable building material, e.g. cement mortar or flexible sealant

GFS PLUS is suitable for installation within unvented voids, solid walls and floors.

NOTE

The internal diameter of any sleeve should allow for an annular space around the pipework to enable satisfactory insertion and withdrawal of the pipework and allow adequate sealing between the pipework and the sleeve.

GFS PLUS

Complies with BS6891 installation requirements.

SUPPORT

When installing GFS PLUS vertically in unventilated areas you should support GFS CSST, not from the sleeve, but before and after the unventilated area on the CSST pipe. In the unventilated area you should clip GFS PLUS from the sleeve.

COST EFFECTIVE

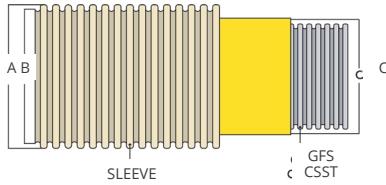
Removes the need to pre-sleeve CSST pipe. This saves valuable installation time on site, reducing costs significantly.

EXCLUSIVE

The only genuine pipe-in-pipe CSST system available in the UK.

SLEEVE

Manufactured from fire retardant PE compound.



Description	A (mm)	B (mm)	C (mm)	CSST Material	CSST Jacket Material	Sleeve Material
GFS PLUS DN 15	35	29.5	21.9	1.4404-316L	PE Compound	PE Compound
GFS PLUS DN 20	40	34	27.4	1.4404-316L	PE Compound	PE Compound
GFS PLUS DN 25	49	41	33.4	1.4404-316L	PE Compound	PE Compound
GFS PLUS DN 32	59	51	42.8	1.4404-316L	PE Compound	PE Compound
GFS PLUS DN 40	68	60	50	1.4404-316L	PE Compound	PE Compound
GFS PLUS DN 50	80	72	62.3	1.4404-316L	PE Compound	PE Compound

Product code	Product Description	Size
15266-FLX-15-30PP	GFS PLUS Pipe in Pipe PP COIL DN15 X 30M	DN15
15266-FLX-15-45PP	GFS PLUS Pipe in Pipe PP COIL DN15 X 45M	DN15
15266-FLX-15-60PP	GFS PLUS Pipe in Pipe PP COIL DN15 X 60M	DN15
15266-FLX-15-75PP	GFS PLUS Pipe in Pipe PP COIL DN15 X 75M	DN15
15266-FLX-15-90PP	GFS PLUS Pipe in Pipe PP COIL DN15 X 90M	DN15
15266-FLX-20-30PP	GFS PLUS Pipe in Pipe PP COIL DN20 X 30M	DN20
15266-FLX-20-45PP	GFS PLUS Pipe in Pipe PP COIL DN20 X 45M	DN20
15266-FLX-20-60PP	GFS PLUS Pipe in Pipe PP COIL DN20 X 60M	DN20
15266-FLX-20-75PP	GFS PLUS Pipe in Pipe PP COIL DN20 X 75M	DN20
15266-FLX-20-90PP	GFS PLUS Pipe in Pipe PP COIL DN20 X 90M	DN20
15266-FLX-25-30PP	GFS PLUS Pipe in Pipe PP COIL DN25 X 30M	DN25
15266-FLX-25-45PP	GFS PLUS Pipe in Pipe PP COIL DN25 X 45M	DN25
15266-FLX-25-60PP	GFS PLUS Pipe in Pipe PP COIL DN25 X 60M	DN25
15266-FLX-25-75PP	GFS PLUS Pipe in Pipe PP COIL DN25 X 75M	DN25
15266-FLX-25-90PP	GFS PLUS Pipe in Pipe PP COIL DN25 X 90M	DN25
15266-FLX-32-30PP	GFS PLUS Pipe in Pipe PP COIL DN32 X 30M	DN32
15266-FLX-32-45PP	GFS PLUS Pipe in Pipe PP COIL DN32 X 45M	DN32
15266-FLX-32-60PP	GFS PLUS Pipe in Pipe PP COIL DN32 X 60M	DN32
15266-FLX-32-75PP	GFS PLUS Pipe in Pipe PP COIL DN32 X 75M	DN32
15266-FLX-32-90PP	GFS PLUS Pipe in Pipe PP COIL DN32 X 90M	DN32
15266-FLX-40-30PP	GFS PLUS Pipe in Pipe PP COIL DN40 X 30M	DN40
15266-FLX-40-45PP	GFS PLUS Pipe in Pipe PP COIL DN40 X 45M	DN40
15266-FLX-40-60PP	GFS PLUS Pipe in Pipe PP COIL DN40 X 60M	DN40
15266-FLX-40-75PP	GFS PLUS Pipe in Pipe PP COIL DN40 X 75M	DN40
15266-FLX-40-90PP	GFS PLUS Pipe in Pipe PP COIL DN40 X 90M	DN40
15266-FLX-50-30PP	GFS PLUS Pipe in Pipe PP COIL DN50 X 30M	DN50
15266-FLX-50-45PP	GFS PLUS Pipe in Pipe PP COIL DN50 X 45M	DN50
15266-FLX-50-60PP	GFS PLUS Pipe in Pipe PP COIL DN50 X 60M	DN50

Caution CSST tube ends are sharp. Use care when handling

NEW PRODUCT available from GFS

The traditional way to wrap CSST after the final gas test is via yellow self-amalgamating tape wrapping around any exposed stainless steel CSST pipe and over the first nut of the fitting. With GFS Supawrap you have a new and innovative method of wrapping your CSST.

Why use GFS Supawrap?

- Saves even more installation time
- Zero wastage
- Neater and safer finish
- Ease of use within tight spaces
- Cost effective



the future of CSST

Hydrogen ready products

GFS SUPAWRAP

Product code	Description	Size
15266-SUP-32	GFS CSST Supawrap DN15-DN32	DN15, 20, 25 and 32
15266-SUP-50	GFS CSST Supawrap DN40-DN50	DN40 and 50

01 Ensure the CSST fitting is inserted onto the CSST pipe, fully tightened and the final gas test has been completed satisfactorily.

02 Verify the lead from the GFS Supawrap is coming down through the bottom (indicated by an arrow) towards the end of the CSST assembly before attempting to start the pulling process of the lead and the unravelling of the inner plastic tubing.

03 Place the GFS Supawrap over the CSST fitting assembly (final nut) and the exposed stainless steel of the CSST pipe.

04 Pull the lead of the GFS Supawrap until it attached itself onto the CSST pipe and check the position of the end of the GFS Supawrap so that it will cover the final nut of the CSST fitting assembly.

05 Pull the lead completely out of the GFS Supawrap verifying it has covered the required parts

GFS CSST Contractor Kits are ideal for those smaller projects that do not require longer length runs of CSST pipe. We manufacture GFS CSST Contractor Kits to EN 15266 standards.

GFS CSST Contractor Kits are ideal for smaller CSST installations such as:

- Fire pits
- Gas BBQs
- Gas cooker and kitchen relocations
- Boiler changes
- Awkward and unusual places (lofts)

SIZING

GFS CSST Contractor Kits are available in coil lengths of 5m, 10m & 15m and covering size ranges from DN15 up to DN32.

PACKAGING

The kit comes complete with:

- A length of GFS CSST suitable for smaller projects
- Two male iron GFS “Push and Seal” mechanical fittings
- A roll of yellow, self-amalgamating tape

All neatly shrink wrapped and boxed for quick and easy installation.

EFFICIENCY

Little to no waste with smaller coil lengths.

INSTALLATION

Ideal for smaller gas installations requiring a flexible and durable approach.

CSST Contractor Kit



Product code	Description
15266-FST-15-05	GFS KIT DN15 X 5M
15266-FST-15-10	GFS KIT DN15 X 10M
15266-FST-15-15	GFS KIT DN15 X 15M
15266-FST-20-05	GFS KIT DN20 X 5M
15266-FST-20-10	GFS KIT DN20 X 10M
15266-FST-20-15	GFS KIT DN20 X 15M
15266-FST-25-05	GFS KIT DN25 X 5M
15266-FST-25-10	GFS KIT DN25 X 10M
15266-FST-25-15	GFS KIT DN25 X 15M
15266-FST-32-05	GFS KIT DN32 X 5M
15266-FST-32-10	GFS KIT DN32 X 10M
15266-FST-32-15	GFS KIT DN32 X 15M



Hydrogen ready products

GFS CSST FITTING ASSEMBLY

1



Using a Pipe-Cutting Tool, make the required cut in the valley of two corrugations to the GFS CSST, ensuring full circular rotations are made in the same direction.

2



Using a Stripper/Safety Knife, cut the yellow sleeve approximately 30mm from the tubing end. The cut should be made in the valley of two corrugations, taking care and ensuring the minimum amount of material is removed.

3



Care should be taken when rotating the knife ensuring the cut is only deep enough to remove the yellow sleeve.

4



Apply slight pressure to the cutting tool between rotations to ensure that the tube is free from sharp edges, burrs and that a clean cut is achieved.

5



Push the GFS CSST firmly into the GFS Fitting ensuring the tube is fully inserted, and has bottomed-out against the stop of the fitting body.

6



Once the GFS tube is fully inserted into the GFS Fitting, remove the yellow plastic transportation ring situated between the GFS Hex and Compression Nut.

7



Tighten the assembly joint by hand, then using two spanners (one to hold the hex on the fitting, the other to tighten the nut) tighten to achieve a mechanically secure gas tight seal.

8



Ensure all joints are mechanically sealed before conducting a pressure drop gas tighten test. Once satisfied that the installation is gas tight, wrap any exposed CSST and nut with self-amalgamating tape. This is to prevent corrosion that may occur from the ingress of corrosive debris or cleaning products.

IMPORTANT

The tape should run onto the back of the nut, leaving sufficient space to apply an earthing connection to the back nut or fitting body.

See below some frequently asked questions about GFS CSST.

Q WHERE CAN I PURCHASE YOUR PRODUCTS?

A GFS products are available through our network of distributors and stockists. However, any merchant should be able to purchase GFS products from our extensive network, please ensure you ask for GFS branded products.

Q CAN I USE OTHER MANUFACTURER'S CSST PRODUCTS WITH GFS CSST?

A The short answer is no, our unique patented products are specifically designed to work together.

Q CAN GFS PUSH AND SEAL PRODUCTS BE USED WITH OTHER PRODUCTS?

A No our unique push and seal systems are designed to work with GFS manufactured pipe to achieve maximum safety and efficiency.

Q WHY SHOULD I USE GFS CSST?

A Our unique and patented fitting system together with our flexible annealed CSST pipe ensures you will be choosing the most efficient, fastest and most importantly safest CSST available in the UK.

Q CAN GFS CSST BE BURIED?

A GFS CSST pipe can be buried. Please refer to our design and installation manual available to download from the website www.gfsflex.com for further details. GFS fittings must however be installed both within an accessible and ventilated area and cannot be buried.

Q CAN GFS CSST BE USED IN UNVENTED VOIDS?

A CSST cannot be installed within an unvented void unless GFS PMAX double containment sleeve CSST or GFS PLUS pipe in pipe CSST is installed. Manufactured with an additional sleeve to comply with all regulations when installing CSST with an unvented void, GFS Plus can also be used in all applications where an additional sleeve is required.

Q CAN I USE GFS CSST WITH OTHER TRADITIONAL PLUMBING MATERIAL?

A Yes, GFS has the widest range of adaptors for easy connection from CSST to copper, including both male and female iron ends in all sizes to cover all eventualities.

Q ARE MASTER COILS AVAILABLE?

A Yes, although we have standard size coils available from stock, we can manufacture bespoke length coils and also longer length master coils. Give us a call today on 0203 9152557 and we can talk you through any enquiry.

Q DO I NEED ANY SPECIALIST TOOLS WITH GFS CSST?

A Absolutely not, all you need to install GFS CSST is a utility knife, pipe cutter and wrenches to tighten.

Q DO I NEED TO TAKE APART THE GFS CSST FITTING BEFORE INSTALLATION?

A One of the best things about GFS fittings is there are no split rings, so there is no need to take apart our fittings, they are straight out of the bag ready to fit. GFS fittings come with a unique "Push and Seal" mechanical system with our patented GFS 3-part locking system. All these important features make GFS products the quickest and safest CSST fittings available.

Q IS GFS FIRE RATED?

A Yes, GFS CSST is fire rated in accordance with EN1775:2007 Annex A having passed both fire test A and B up to 821 K in 30 minutes. GFS has gone further and fire tested its CSST up to 821K for 60 minutes and it still passes the test criteria.

Q HOW DO I SIZE MY INSTALLATION USING GFS CSST?

A We have our very own sizing app available to download via the App store and also via our website www.gfsflex.com. Alternatively let us do a full take off and sizing table for you free of charge complete with a bill of materials required to complete your installation.

NEED HELP?

For further help, technical guidance or a product demonstration, please give us a ring on 0203 9152557 or email us at salesteam@gfsflex.com

GFS H₂

the future of CSST



AN INDUSTRY FIRST

In a first for any CSST manufacturer; GFS CSST and our EN14800 cooker hoses have been approved by BSI for use with Hydrogen.

Tested and approved by BSI covering use with 98% with hydrogen gas and methanol hydrogen blends.

DN15 UP TO DN50



We're certified for Hydrogen. We're the first CSST manufacturer to be certified for hydrogen use on its products. Not only is this a first, but it's future proofing our CSST system. All current and future projects are certified, as there's no change to our existing product range. GFS EN14800 domestic cooker hoses are also certified for use with Hydrogen.

The recent test at Keele University showed it was possible to continue using appliances built to run on natural gas by using a mix of 20% hydrogen, 80% natural gas.

Unlike natural gas, which releases carbon dioxide when it's burned, burning hydrogen only releases water. That means it has the potential to be a zero-carbon fuel.



Another new innovative product added to the GFS range is the CSST lever ball valve, exclusive (patent pending) to the GFS brand.

The GFS CSST lever valve is a ¼ turn valve complete with a fitting base plate and yellow coloured lever handle.

Our valve has one end GFS CSST and the other end is female threaded from DN15 (with ½" thread) up to DN32 with 1 ¼" thread. Other configurations of this valve will be available soon including CSST by CSST and complete with an integral gas test point.

GFS leads the way in innovation adding another unique offering to our CCST range, giving the installer the widest choice of add-on products specifically designed for much faster, more efficient and safer installations.

This GFS product is patent pending and will be available soon.

SIZING

DN15 x 1/2", DN20 x 3/4", DN25 x 1" and DN32 x 1 1/4" available soon with female threaded ends.

EXCLUSIVITY

The only CSST manufacturer with a CSST ball valve.

VARIANTS

Soon to follow CSST x CSST and with integral test point.

INSTALLATION

Fitted with a handy two screw base plate and 1/4 turn handle.



GFS prides itself on our exceptional product quality and innovation, all GFS manufactured products have been created to raise standards to aid installations, to improve safety and maximise system performance. Our latest, GFS Lever Valve is no exception to this philosophy.

Sizes
DN15 x 1/2"
DN20 x 3/4"
DN25 x 1"
DN32 x 1 1/4"



GFS Catering Hoses are manufactured in accordance with BS669-2 and are supplied complete with stainless steel male BSP connector ends and a brass quick release valve socket to ensure quick and easy installation.

- GFS Catering Hoses come complete with a restraining kit
- Each hose is individually packed with an installation guide
- GFS hoses are suitable for both Natural Gas and LPG
- GFS hoses are extremely flexible

Manufactured from corrugated AISI 316L (1.4404) stainless steel tubing, GFS Catering Hoses conform to EN ISO 10380. This product has a TPE jacket to protect the hose from the environment and other outside influences. Available in both braided and unbraided formats. Sizes range from 1/2" to 1" in diameter and 1 metre, 1.25 metre and 1.5 metre lengths.

SAFETY FIRST

Welded steel end fittings and brass quick release valve coupler will cut off the gas supply when disconnected, resulting in a very effective extra layer of safety.

PACKAGING

Each hose is supplied individually bagged complete with a restraining kit.

RESTRAINING KIT

Included with every hose.



Unbraided Catering Hose



Braided Catering Hose



Bayonet Catering Hose



Catering Hose Restraining Kit



UNBRAIDED CATERING HOSES

Product code	Description
GF-CT-12-100	1/2" X 1M UNBRAIDED CATERING HOSE
GF-CT-12-125	1/2" X 1.25M UNBRAIDED CATERING HOSE
GF-CT-12-150	1/2" X 1.50M UNBRAIDED CATERING HOSE
GF-CT-34-100	3/4" X 1M UNBRAIDED CATERING HOSE
GF-CT-34-125	3/4" X 1.25M UNBRAIDED CATERING HOSE
GF-CT-34-150	3/4" X 1.50M UNBRAIDED CATERING HOSE
GF-CT-11-100	1" X 1M UNBRAIDED CATERING HOSE
GF-CT-11-125	1" X 1.25M UNBRAIDED CATERING HOSE
GF-CT-11-150	1" X 1.50M UNBRAIDED CATERING HOSE

BRAIDED CATERING HOSES

Product code	Description
GF-CB-12-100	1/2" X 1M BRAIDED CATERING HOSE
GF-CB-12-125	1/2" X 1.25M BRAIDED CATERING HOSE
GF-CB-12-150	1/2" X 1.50M BRAIDED CATERING HOSE
GF-CB-34-100	3/4" X 1M BRAIDED CATERING HOSE
GF-CB-34-125	3/4" X 1.25M BRAIDED CATERING HOSE
GF-CB-34-150	3/4" X 1.50M BRAIDED CATERING HOSE

BAYONET CATERING HOSES

Product code	Description
G-CBY-12-100	1/2" X 1M BAYONET CATERING HOSE
G-CBY-12-125	1/2" X 1.25M BAYONET CATERING HOSE
G-CBY-12-150	1/2" X 1.50M BAYONET CATERING HOSE

QUICK RELEASE COOKER SOCKET

Product code	Description
GF-CS-12-001	1/2" QUICK RELEASE SOCKET
GF-CS-34-001	3/4" QUICK RELEASE SOCKET
GF-CS-11-001	1" QUICK RELEASE SOCKET

RESTRAINING KIT

Product code	Description
GF-CTREC-075	669-2 RESTRAINING KIT 0.75M
GF-CTREC-100	669-2 RESTRAINING KIT 1M
GF-CTREC-125	669-2 RESTRAINING KIT 1.25M

Angled Micropoint Cooker Hose



Angled Bayonet Cooker Hose



Straight Bayonet Cooker Hose



GFS cooker hoses are manufactured with patented swivel ends on both the Angled Bayonet and Micropoint hoses. You will only find these important and unique features on GFS branded hoses.

PRODUCT DETAILS

Standard: EN 14800:2007.

PATENTED SWIVEL ENDS

Our Angled and Micropoint Cooker hoses come complete with a patented swivel end to make installation easier and quicker.

STAINLESS STEEL HOSE

Stainless metal hose with a corrugated construction conforming to EN ISO 10380 standard, produced with AISI 316L (1.4404) in accordance with EN 10028-7.

TPE JACKET

The transparent TPE jacket is designed to help protect the hose from the environment and other external influences.

CONNECTION PARTS

Made from stainless steel (AISI 304-1.4301, AISI 303-1.4305) and MS 58 Copper Alloy, conforming to EN 15069.

ADVANTAGES OF GFS EN 14800

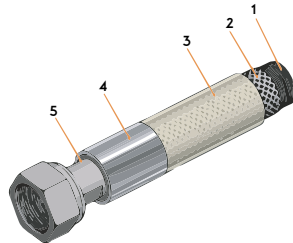
- Manufactured to EN 14800 and CE certification
- The bending radius can be achieved without cross section exceeding
- Very economical due to long lifespan
- High corrosion resistance due to TPE jacket
- High temperature resistance. (EN 1775 to 650 degrees Celsius.)
- Exceptional mechanical strength
- Provides maximum safety due to additional features not available on other gas hoses
- Easy traceability with lot number application
- Patented design

GFS-H₂
the future of CSST
Hydrogen ready products



KM 613893
BS EN 14800

- 1 Stainless Steel Hose
- 2 Stainless Steel Braiding
- 3 TPE Jacket
- 4 Stainless Steel Ring
- 5 Connection Parts




GFS EN 14800 Gas Cooker Hoses are manufactured in accordance with EN 14800:2007 standard. This specifies the requirements of performance, the material and test methods of corrugated safety metal gas hose assemblies for the connection of domestic appliances, in order to achieve safe operation.

GFS products are suitable for 1st, 2nd and 3rd family gases (Natural Gas, LPG and manufacturing gas). Available in 1 metre, 1.25metre, 1.5 metre and 2 metre sizes. Metal hose assemblies are manufactured according to European Standards and are suitable for connection to domestic appliances inside or outside a dwelling, using gas at a pressure lower than 0,5 bar.

Product code	Description	Length
GB-14800-100	BS-EN 14800 STRAIGHT BAYONET	100 cm
GB-14800-125	BS-EN 14800 STRAIGHT BAYONET	125 cm
GB-14800-150	BS-EN 14800 STRAIGHT BAYONET	150 cm
GB-14800-200	BS-EN 14800 STRAIGHT BAYONET	200 cm
GM-14800-100	BS-EN 14800 MICROPOINT	100 cm
GM-14800-125	BS-EN 14800 MICROPOINT	125 cm
GM-14800-150	BS-EN 14800 MICROPOINT	150 cm
GM-14800-200	BS-EN 14800 MICROPOINT	200 cm
GA-ANGBY-100	BS-EN 14800 ANGLED BAYONET	100 cm
GA-ANGBY-125	BS-EN 14800 ANGLED BAYONET	125 cm
GA-ANGBY-150	BS-EN 14800 ANGLED BAYONET	150 cm
GA-ANGBY-200	BS-EN 14800 ANGLED BAYONET	200 cm
GU-NU-100	BS-EN 14800 NUT UNION	100 cm
GU-NU-125	BS-EN 14800 NUT UNION	125 cm
GU-NU-150	BS-EN 14800 NUT UNION	150 cm
GU-NU-200	BS-EN 14800 NUT UNION	200 cm



MICROPOINT



ANGLED BAYONET

GFS Gas Cooker Sockets are manufactured, tested and approved according to EN 15069 and also covered by CE Certification.

All GFS Gas Cooker Sockets have passed the high temperature test of standard EN 1775 (650 degrees for 30 minutes) and are suitable for both Natural Gas and LPG.

SUITABILITY

For use on Natural Gas and LPG.

VARIANTS

Straight and Angled Bayonet as well as Micropoint available.

STANDARDS

CE certified and tested to EN15069 approvals.

Bayonet Hose Socket Straight



Bayonet Hose Socket Angled



Micropoint Hose Socket



Product code	Description	Size
GS-ANGS-001	BAYONET HOSE SOCKET ANGLED	1/2"
GS-STRS-002	BAYONET HOSE SOCKET STRAIGHT	1/2"
GS-MICS-003	MICROPOINT HOSE SOCKET	1/2"



The GFS HobLine product is a patented flexible pipe gas hob installation kit. It saves installers up to 50% installation time when compared to rigid pipe and traditional plumbing materials.

The GFS HobLine is fully CE marked.

There is no special tooling required for the GFS HobLine, an important feature included in all our GFS products. You can cut the GFS HobLine to length using a standard and appropriate cutting tool.

The GFS HobLine gas hob installation kits are:

- Individually bagged
- Have installation instructions included with each kit
- Are suitable for 1st, 2nd and 3rd family gases

SIZING

Hose length is 1 meter that can be cut to size.

PACKAGING

The GFS HobLine kit includes:

- 1 metre of flexible pipe complete with a male iron taper thread hob connection
- 1/2" GFS compression "Push and Seal" mechanical fitting
- 20cm of yellow self-amalgamating tape

FITTINGS

One end of the pipe is manufactured with a 1/2" taper thread for fitting onto the hob with a further GFS "Push and Seal" mechanical fitting supplied with a compression end.

HobLine fitting connection



Self-amalgamating Tape



Product code

GH-HT-12-100



Gas Flex Systems
Unit 2, The Merlin Centre, Acrewood Way
St Albans AL4 0JY

sales@gfsflex.com

020 3915 2557

GFS-H₂

the future of CSST

 [gfsgasflexsystems](#)

 [gfs-gas-flex-systems](#)

#ThinkSafeThinkGFS

